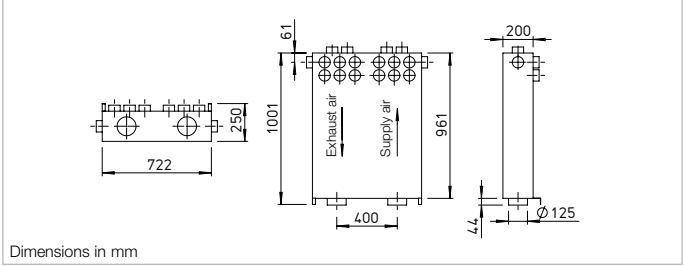


KWL-MZB 6+1-75/125 R90



Type	Ref. no.
KWL-MZB 6+1-75/125 R90	04050

Dimensions KWL-MZB 6+1-75/125 R90



■ **KWL MultiZoneBox Right 90 degrees**

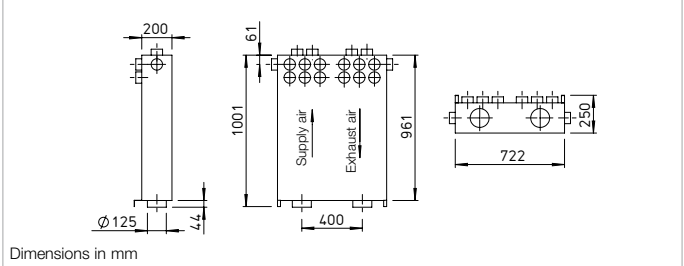
Compact unit for the connection of supply and extract air DN 125 and 2 sets of 7 single nozzles DN 75 with the supply air on the right side.

KWL-MZB 6+1-75/125 L90



Type	Ref. no.
KWL-MZB 6+1-75/125 L90	04051

Dimensions KWL-MZB 6+1-75/125 L90



■ **KWL MultiZoneBox Left 90 degrees**

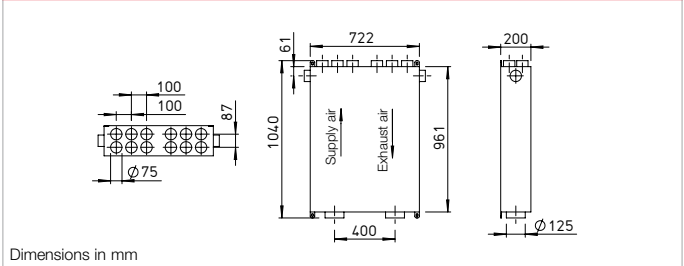
Compact unit for the connection of supply and extract air DN 125 and 2 sets of 7 single nozzles DN 75 with the supply air on the left side.

KWL-MZB 6+1-75/125*



Type	Ref. no.
KWL-MZB 6+1-75/125*	04052

Dimensions KWL-MZB 6+1-75/125*



■ **KWL MultiZoneBox Straight-through 75**

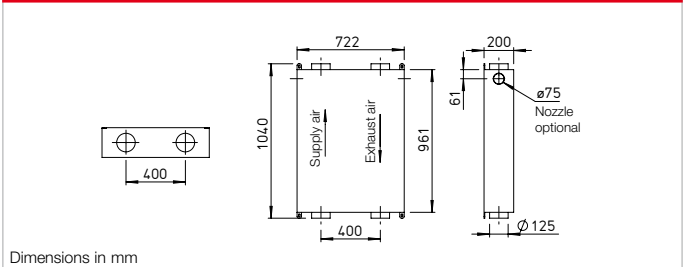
Compact unit for the connection of supply and extract air DN 125 and 2 sets of 7 single nozzles DN 75.

KWL-MZB 125/125*



Type	Ref. no.
KWL-MZB 125/125*	04053

Dimensions KWL-MZB 125/125*



■ **KWL MultiZoneBox Straight-through 125**

Box with one connection for both supply and extract air on each side DN 125.

* Supply and extract air direction optional.

■ **Control element Touch**

KWL-MZB-BET Ref. no. 04214

Touch display made of glass for controlling and configuring the boxes.

- Dimensions (WxHxD)
110x93x19 mm
- 3.9 inch display including temperature sensor, flush-mounted version.

KWL-MZB-BET



KWL-MZB-AP



■ **Connection plate**

KWL-MZB-AP Ref. no. 04217

For installation in concrete ceilings.

- Dimensions (WxHxD)
776x50x255 mm
- 2 x 6 connectors DN 75.
- For direct box connection to the duct system in the ceiling.

■ **Control element ECO**

KWL-MZB-BE Ref. no. 04213

Manual 4-step operation or automatic mode. For flush-mounted installation.

- Dimensions (WxHxD)
80x80x10 mm
- 4-step with LED, flush-mounted version.

KWL-MZB-BE



KWL-MZB-RH13



■ **Pipe support**

KWL-MZB-RH13 Ref. no. 04249

Pipe supports for **one-sided** connection of **flexpipeplus** to the connection plate KWL-MZB-AP.

- Consists of 1 connection plate with 13 supports.

■ **Central controller**

KWL-MZB-ZR Ref. no. 04215

Central control, configuration and management of all connected boxes.

- Networking of up to 256 boxes.
- Fan optimiser function.
- Suitable switching power supply: KWL 45 SNH, No. 03001.

KWL-MZB-ZR



KWL-MZB-RH7



■ **Pipe support**

KWL-MZB-RH7 Ref. no. 04236

Pipe supports for **two-sided** connection of **flexpipeplus** to the connection plate KWL-MZB-AP.

- Set consists of 2 connection plates each with 7 supports.

■ **Combi-sensor**

KWL-MZB-VOC-F No. 04216

Combi-sensor (air humidity and VOC) for installation in MZB.

- VOC-humidity sensor.
- Installation in KWL MultiZone-Box.

KWL-MZB-VOC-F



KWL-MZB-VSAP



■ **Connection set**

KWL-MZB-VSAP Ref. no. 04219

For ceiling installation with connection plate. Set with 12 connectors and mounting bracket.

- Includes 12 connectors for connection plate.

■ **Humidity sensor**

KWL-MZB-F Ref. no. 04250

Air humidity sensor for installation in KWL MultiZoneBox.

KWL-MZB-F



KWL-MZB-KSS



■ **Plastic connectors DN 75**

KWL-MZB-KSS Ref. no. 04253

Set consists of 2 pcs., for the optional, side connection of a ventilation duct DN 75 to KWL-MZB 125/125 (Ref. no. 04053), included in delivery for boxes 04050, 04051, 04052.

■ **Technical data**

Area of application	40-220 m³/h
Measurement accuracy	+/-10 m³/h
Voltage / frequency	230 V 1~, 50 Hz
Max. power consumption	6 Watt
Protection class	IP40
Weight	25 kg