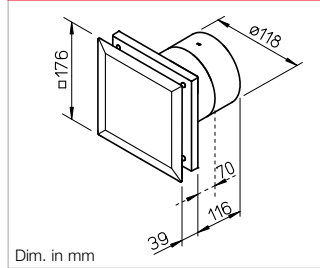


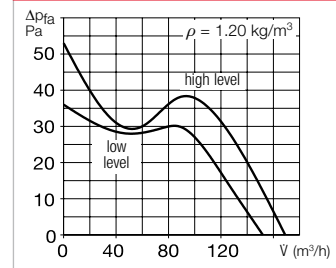
M1/120



Dimensions M1/120



Performance curve M1/120



Premium class small room fans. The design and performance of the MiniVent M1/120 set new standards in the field of compact fans.

With its multi-award-winning design, the MiniVent M1/120 blends in harmoniously in all environments. The enclosed, well-designed facade completely prevents viewing of the fan clogging zone.

All M1/120 models come with 2 performance levels and tight-closing backdraught shutters as standard.

The noise level is extremely low thanks to Helios ultraSilence technology.

Available with turn-off delay mode and interval mode or barrier-free automatic functions, such as the presence detector or humidity control function. The humidity control function responds to the rate of humidity increase with intelligent electronics and effectively prevents mould formation.

Universally applicable for the ventilation of small to medium-sized rooms in private, commercial and industrial buildings.

Features

- Extremely low power consumption of just 10 Watts at $V = 150 \text{ m}^3/\text{h}$.
- Ultra quiet thanks to ultraSilence technology; just 32 dB(A) at $V = 150 \text{ m}^3/\text{h}$.
- Pressure performance: $120 \text{ m}^3/\text{h}$ volume flow at 31 Pa resistance. $170 \text{ m}^3/\text{h}$ free blowing, ΔP max. 53 Pa.
- In case of restricted space conditions, the M1/120 guide wheel can be easily removed. This reduces the installation depth from 116 to just 70 mm.
- Compact dimensions for universal flush-mounted installation in walls, shafts and ceilings with NW 120/125.
- All parts are made of high-quality plastic, colour: white.
- Ball bearings and motor are designed for continuous loads, constant output and lifelong functional reliability.
- Motor with thermal overload protection, maintenance-free and radio interference-free.
- Applicable in wet room zone 1 according to DIN VDE 0100-701.
- Electrical supply line can be surface or flush-mounted.
- Practical quick installation due to screwless connection terminals.

Type	M1/120	M1/120/N/C	M1/120 F	M1/120 P
Ref. no.	06360	06361	06364	06363
Version	Standard model with two speed levels	Like M1/120, with codeable turn-off delay & interval model ¹⁾	Like M1/120, with humidity control function ^{1) 4)}	Like M1/120, with presence detector ¹⁾
Turn-off delay time, min. optional at high or low level	—	6, 10, 15, 21 adjustable	6, 12, 18, 24 adjustable ³⁾	6
Interval mode, hours optional at high or low level	—	0, 8, 12, 24 adjustable	—	—
Start-up delay approx. sec.	—	0, 45, 90, 120	0 or 45 ³⁾	—
Inner shutter, removable	Yes	Yes	Yes	Yes
Flow rate free blowing m^3/h	170 / 150	170 / 150	170 / 150	170 / 150
Impeller \varnothing mm	111	111	111	111
Speed min^{-1}	2350 / 2050	2350 / 2050	2350 / 2050	2350 / 2050
Voltage / Frequency 50 Hz	230 V	230 V	230 V	230 V
Power consumption W	13 / 10	13 / 10	13 / 10	13 / 10
Rated current A	0.09 / 0.08	0.09 / 0.08	0.09 / 0.08	0.09 / 0.08
Sound pressure level dB(A) at 3 m^2	36 / 32	36 / 32	36 / 32	36 / 32
Wiring diagram no.	915	917	919	918
Electrical supply line NYM-O in mm^2	3 x 1.5	4 x 1.5	4 x 1.5	3 x 1.5
Protection class II, protection category	IP45	IP45	IP45	IP45
Max. air flow temperature	+40 °C	+40 °C	+40 °C	+40 °C
Weight approx. kg	1.05	1.05	1.05	1.05

¹⁾ All electronic functions optionally adjustable at high or low performance level.

²⁾ Free field conditions.

³⁾ For manual operation.

⁴⁾ Limit value 60, 70, 80, 90 % adjustable.

Beautiful and clean

Air flows into the M1 from all sides. The front facade is completely closed and elegantly conceals the bothersome clogging zone in conventional compact fans. The M1 blends in harmoniously in all environments. The smooth-surfaced front facade always remains easy to maintain and clean.



Intelligent humidity control function

The humidity control function of type M1/120 F automatically activates the fan depending on the humidity increase rate. The turn-off delay time depends on the room humidity reduction. In case of constantly high humidity, the fan will automatically switch to interval mode.



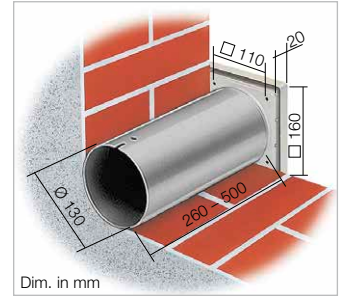
Rapid connection

The electrical connection is enormously facilitated by a generously dimensioned, circumferential cable storage space on the back of the unit, the full rotatability of the casing and screwless terminals. Long-life ball bearings for 40.000 operating hours allow installation in any position, even directly in the ceiling.



Wall mounting kit

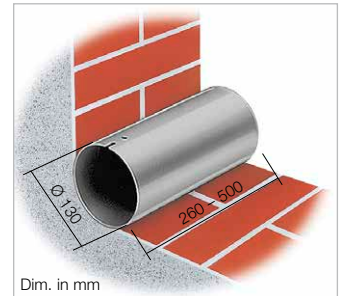
WES 120 Ref. no. 00486
Two telescoping plastic ducts serve as the wall/feed duct. The external wall connection is carried out by using the frame with blades as an automatic shutter.



Dim. in mm

Telescopic wall sleeve

TWH 120 Ref. no. 06353
Like WES, but without shutter.



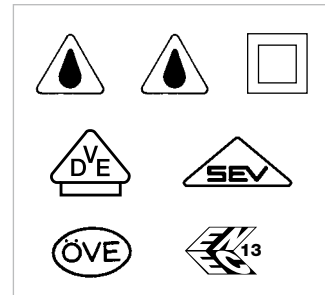
Dim. in mm

Operating and speed switch 0-1-2 for standard model

MVB Ref. no. 06091
With functions On/Off, low and high speed.
Load capacity 3 A (ind.)
Voltage 230 V, 1~, 50/60 Hz
Protection category IP 30
Installation in standard flush-mounted box
Dimensions mm W 80 x H 80 x D 15
Weight approx. 0.1 kg




Accessory details	Page
Flexible ventilation ducts, roof outlets and ventilation grilles	553 ff.
Intake air elements	578 ff.



Flexible installation depth

The removeable guide wheel reduces the installation depth from 116 to 70 mm. Installation possible with or without back-draught shutters.



Applicable in wet room zone 1

MiniVent M1/120 complies with jet water protection IPX5, insulation protection class II and may be used in zone 1 according to DIN VDE 0100-701.



Installation possible in zone 1 (according to DIN VDE 0100-701).