

MB 250

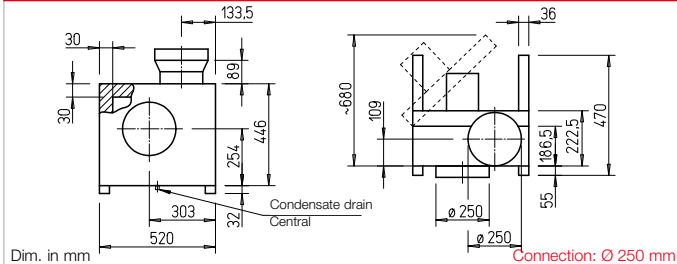


(Fig. similar)

Also available
 in version:



Dimensions MB 250



■ Casing

See page 320.

■ Impeller

Backward curved high performance centrifugal impeller made of aluminium, forward curved and made of galvanised steel for explosion-proof types. Dynamically balanced together with the motor. High efficiency, low noise, aerodynamically optimised casing.

■ Drive

Through maintenance-free, speed-controllable IEC flange motor in protection category IP55. Ball bearing mounted, radio interference-free.

■ Electrical connection

Standard terminal box (IP55) mounted to external cable, on outside of motor for explosion-proof types.

■ Motor protection

With external thermal contacts on the terminal block, which must be wired to the motor protection circuit breaker.

■ Power control

See page 320.

■ Accessories

Wall bracket made of galv. steel sheet.

MB-WK EC250 Ref. no. 05526

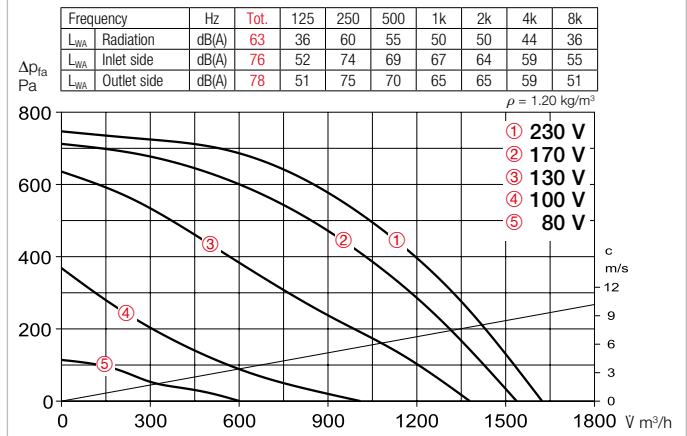
Wall bracket for Ex types.

MB-WK 250 Ref. no. 05527

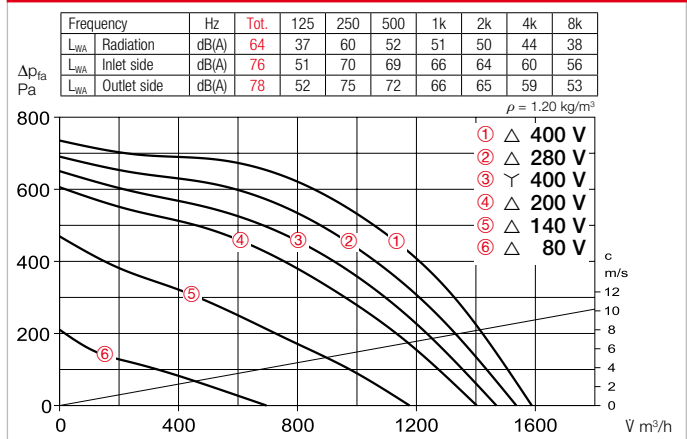
Weather protection cover (galv. steel sheet), mounted above motor.

MB-WSD Ref. no. 01856

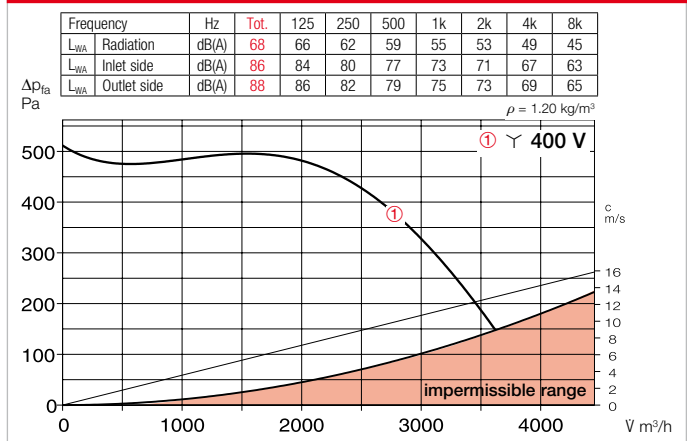
Performance curves MBW 250/2



Performance curves MBD 250/2/2



Performance curves MBD 250/4 Ex



Flexible connecting sleeve for installation between fan and duct.
FM 250 (+70 °C) No. 01672
FM 250 T120 (+120 °C) No. 01655
FM 315 Ex No. 01690

Speed switch and on/off switch for two-speed Υ/Δ switchable three-phase current fans.
DS 2³⁾ Ref. no. 01351

Type	Ref. no.	Flow rate free blowing	Rated speed	Case-rad. sound pressure	Power consumption*	Current consumption*		Wiring diagram	Max. air flow temperature	Weight net appr.	Transformer speed controller 5-step		Mot. prot. circ. break. for connecting built-in thermal contacts					
		V m³/h	min ⁻¹	dB(A) at 1m	kW	at rated voltage	in contr. mode		Rat. vol.		Control	kg		with motor prot. circuit breaker	w/o motor prot. circuit breaker	Type	Ref. no.	Type
Alternating current, 230 V, 50 Hz, Capacitor motor, protection category IP55																		
MBW 250/2	06458	1620	2840	55	0.30	1.40	2.10	1119	100	60	28.0	MWS 3	01948	TSW 3.0	01496	MW ¹⁾	01579	
Two-speed, three-phase current motor, 400 V, 50 Hz, Υ/Δ connection, protection category IP55																		
MBD 250/2/2	06459	1470/1600	2500/2820	53/56	0.23/0.29	0.40/0.70	0.70	520	100	60	28.0	RDS 1	01314	TSD 0.8 ³⁾	01500	M 4 ²⁾	01571	
Ex Explosion-proof, II 2G Ex h IIB T3 Gb, motor Ex e, three-phase current 400 Volt, 50 Hz, protection category IP55																		
MBD 250/4 Ex ⁴⁾	06014	4140	1440	62	1.50	3.40	-	470	40	-	52.0	Not permitted		Not permitted		-		

* For Ex types: Motor ratings, see info p. 20.

¹⁾ Incl. operating switch.

²⁾ Incl. operating and speed switch. ³⁾ Req. motor protection circuit breaker: Type MD, No. 05849.

⁴⁾ Dimensional drawing at www.HeliosSelect.de.