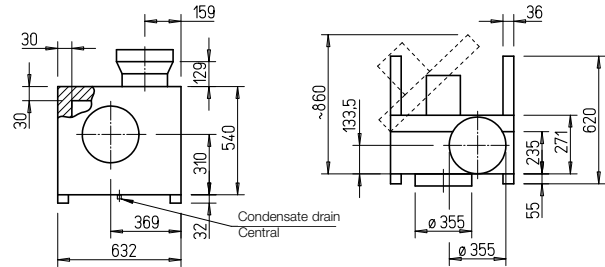


MB EC 315



Dimensions MB EC 315



Dim. in mm

Connection: Ø 355 mm

■ Casing

Double-walled, made of galvanised steel sheet. Sound insulated by lining with 30 mm thick mineral wool insulation boards. Duct connectors on inlet side and outlet side, with rubber lip seal, adapted to standard diameter. Motor-impeller unit fully retractable for inspection and cleaning, suspended on stable hinges. Comes with condensate drain and drip protection with the doors open as standard. Includes mounting rails made of galvanised steel with screwed-on vibration dampers for easy installation.

■ Impeller

Backward curved, free-running high performance centrifugal impeller made of aluminium, mounted directly on motor shaft. High efficiency, low noise. Dynamically balanced in accordance with DIN ISO 21940-11 – quality grade 6.3.

■ Drive

Energy-saving, speed-controllable EC internal rotor motor (MBD EC 315 A EC with external rotor motor) in protection category IP55 with the highest level of efficiency, located outside of the air flow. Maintenance-free and radio interference-free, ball bearing mounted.

■ Electrical connection

Standard terminal box (IP55) on outside of motor, mounted to external cable for 1~ type.

■ Motor protection

Integrated electronic temperature monitoring system for EC motor and electronics. If the maximum permissible motor temperature is exceeded, 3~ types will automatically reduce the speed which then returns back to the originally set value after cooling down. The motors in 1~ types will be deactivated if the maximum permissible temperature is exceeded.

■ Power control

Continuously variable speed control with potentiometer or continuously variable speed control with universal control system (see table). Performance levels are shown in the performance curve as an example. MBD EC 315 A: Stepless speed control with internal push buttons (scope of delivery).

■ Noise

The total level and range are specified above the performance diagram for:

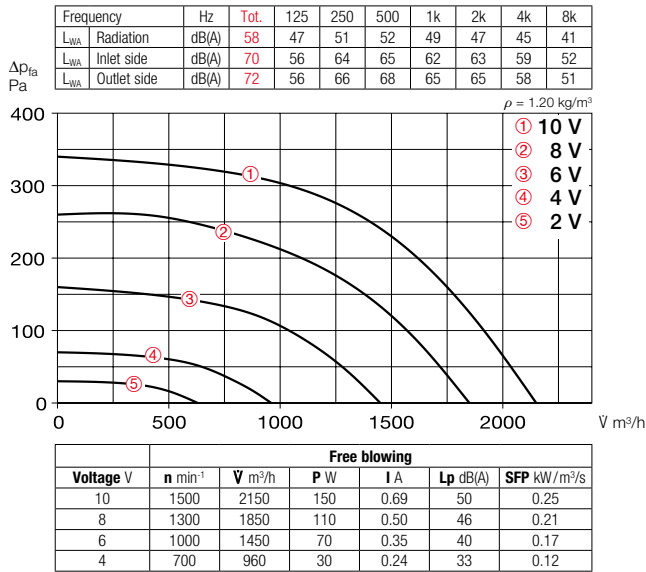
- Case-radiated sound power
- Inlet side sound power
- Outlet side sound power

The case-radiated noise as sound pressure at 1 m (free field conditions) is also specified in the type table and the table below the performance curve.

Type	Ref. no.	Connection Ø	Flow rate free blowing	Rated speed	Case-rad. sound pressure	Power consumption	Current consumption	Wiring diagram	Max. air flow temp.	Weight net aprx.	Universal control system		Speed potentiometer			
											Type	Ref. no.	Type	Ref. no.	Type	Ref. no.
Alternating current, 1~, 230 V, 50/60 Hz, EC motor, protection category IP55																
MBW EC 315	05852	355	2150	1500	50	0.20	0.85	985	100	43.0	EUR EC ¹⁾²⁾	01347	PU 10 ¹⁾	01734	PA 10 ¹⁾	01735
Three-phase current, 3~, 400 V, 50/60 Hz, EC motor, protection category IP55																
MBD EC 315 A	05851	355	3500	2500	59	0.83	1.30	1582	120	44.0	EUR EC ¹⁾²⁾	01347	PU 10 ¹⁾	01734	PA 10 ¹⁾	01735
MBD EC 315 B	05846	355	4200	3000	65	1.38	2.20	988	120	50.0	EUR EC ¹⁾²⁾	01347	PU 10 ¹⁾	01734	PA 10 ¹⁾	01735

1) Multiple EC fans can normally be connected. 2) Alternative electronic diff. pressure/temperature controller (EDR/ETR, No. 01437/01438) or three level speed switch (SU/SA, No. 04266/04267).04266/04267), see accessories.

Performance curves MBW EC 315



Accessories

Wall bracket

Bracket for wall installation, made of galvanised steel sheet.

MB-WK EC315 Ref. no. 05527



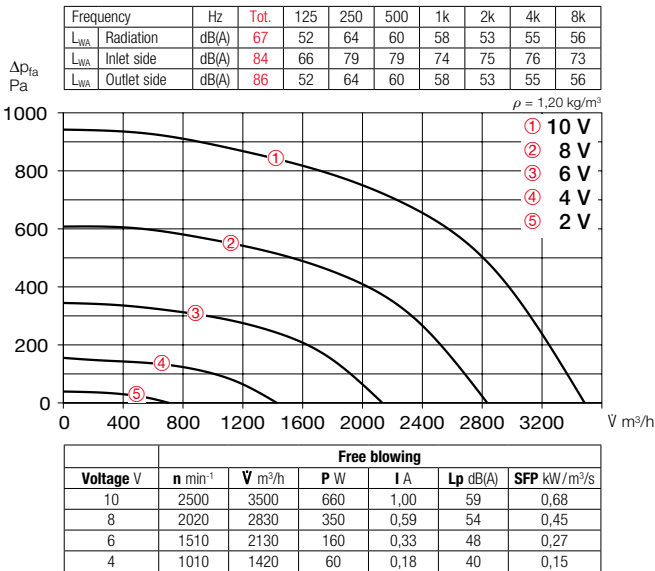
Weather protection cover

For protected outdoor coverage. Made of galvanised steel sheet, mounted above motor.

MB-WSD EC315 No. 01865



Performance curves MBD EC 315 A



Flexible connecting sleeve

Includes 2 hose clamps; for installation between fan and duct system. Prevents structure-borne noise transmission and bridges installation tolerances.

- Max. temperature +70 °C

FM 355 Ref. no. 01675

- Max. temperature +120 °C

FM 355 T120 Ref. no. 01658



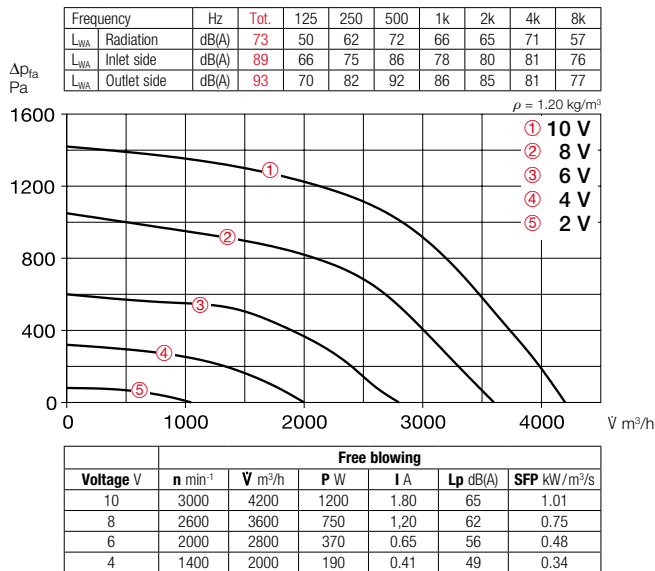
Universal control system

For continuously variable control or regulation of single phase and three-phase EC fans with a setpoint input of 0-10 V DC.

EUR EC Ref. no. 01347



Performance curves MBD EC 315 B



Speed potentiometer

For direct control/setpoint setting for EC fans with potentiometer input.

PU 10 Ref. no. 01734

For flush-mounting.

PA 10 Ref. no. 01735

For surface-mounting.



Accessory details Page

Universal control system, electronic controller, speed potentiometer 607 ff.