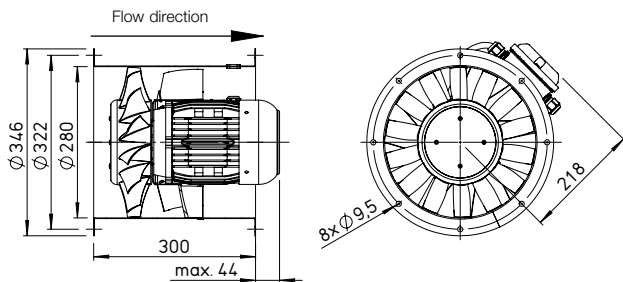


AMD and AMW 280



Dimensions AMD and AMW 280



Dim. in mm

■ Casing

Duct with double-sided flange DIN 24155 p. 3. Made of galvanised steel sheet, fixed guide wheel with inner hub for mounting the flange motor.

■ Impeller / guide wheel

Impeller with 3D profiled blades and integrated flow geometry made of high-quality plastic. An optimised guide wheel made of galvanised steel is connected to the impeller. The impeller and guide wheel are efficiency-optimised and pressure-optimised for high volume flows by means of CFD. Dynamically balanced in accordance with ISO 21940-11. Operating range -30 to +60 °C.

■ Drive

Directly through maintenance-free flange motor. Closed design type IP54. Aluminium casing with cooling fins. Radio interference-free, sealed ball bearings. With condensate drain holes upon request and the installation method must be indicated when placing the order. Tropicalised winding with moisture proof coating upon request.

■ Power control

The voltage-controllable types are identified in the "Current consumption with control mode" column with a value which must be observed when determining the controller (see "speed controller" column). The flow rates are shown in the performance diagram. The planned use of a frequency inverter without a sine filter should be indicated when placing the order. This requires a change of fan version and additional costs, if necessary.

■ Electrical connection

Standard terminal box (protection category IP55) on outside of duct.

■ Installation

Installation possible in any position. Condensate drain holes in the motor depending on usage are possible upon request.

■ Motor protection

All types are equipped with thermal contacts. These should be wired with the motor protection circuit breaker (see type table) for effective motor protection.

■ Noise levels

See performance diagram. The sound power and sound pressure at 4 m distance under free field conditions are specified for the average operating point on the inlet/outlet side. See page 14 f for noise emissions and room acoustics.

Reference	Page
Selection table	229
Planning information	14 ff.

■ Special design

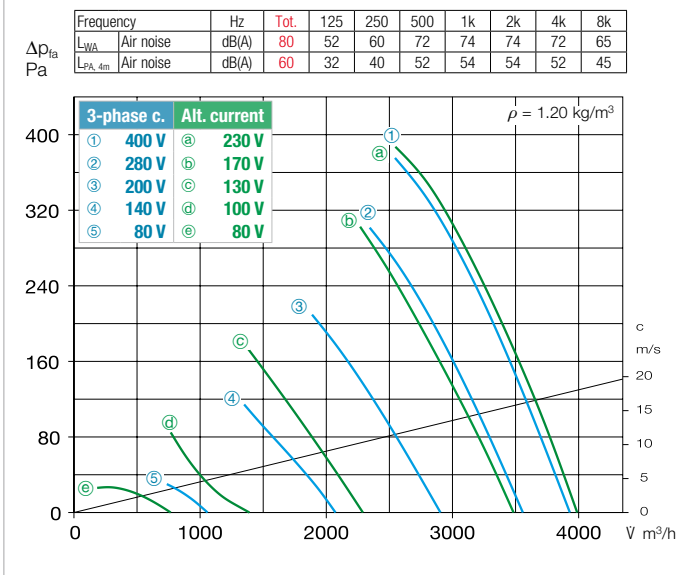
Different voltage, frequency, protection category, higher air flow temperature and acid protection upon request.

Other accessories	Page
Installation accessories	276 ff.
Silencers	494 ff.
Switching and control technology	599 ff.

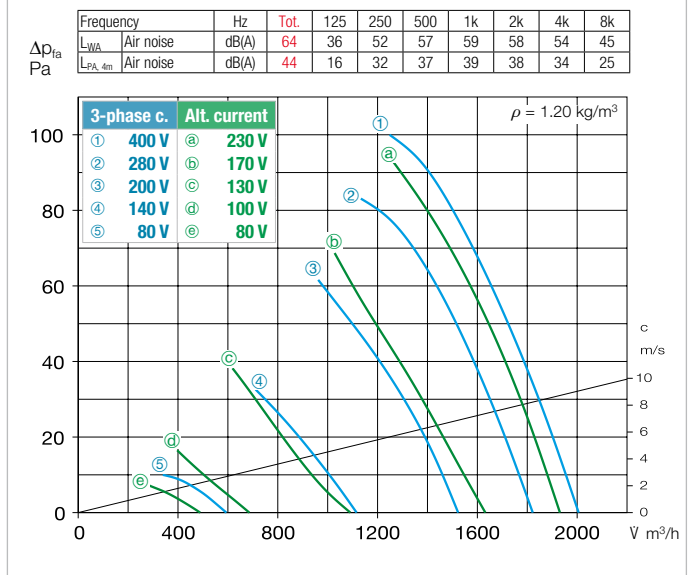
Type	Ref. no.	Speed min <sup>-1</sup>	Flow rate free blowing V m <sup>3</sup> /h	Power consump. kW	Voltage V	Current consumption		Wiring diagram No.	Max. air flow temp.		Weight net aprx. kg	Speed controller 5-step		Frequency inverter with integrated sine filter	
						at rated voltage A	with control A		at rated voltage + °C	with control + °C		Type	Ref. no.	Type	Ref. no.
<b>Single-phase alternating current.50 Hz, protection category IP54</b>															
AMW 280/4	02254	1345	1930	0.1	230	0.5	0.5	966.1	60	40	11.5	MWS 1.5 <sup>1)</sup>	01947	—	—
AMW 280/2	02255	2755	3970	0.7	230	3.2	4.3	976.1	60	40	15.5	MWS 5 <sup>1)</sup>	01949	—	—
<b>Three-phase current, 50 Hz, protection category IP54</b>															
AMD 280/4	02256	1385	2000	0.1	400	0.3	0.3	469	60	40	10.5	RDS 1 <sup>1)</sup>	01314	—	—
AMD 280/2	02257	2745	3960	0.7	400	1.4	1.5	469	60	40	13.8	RDS 2 <sup>1)</sup>	01315	FU-BS 2.5	05459

<sup>1)</sup> incl. motor protection circuit breaker.

### Performance curves AMD and AMW 280/2



### Performance curves AMD and AMW 280/4



\* Three-phase current noise data. Alternating current noise data see www.HeliosSelect.de.

### Accessories AMD and AMW 280

Intake nozzle with prot. grille <b>ASD-SGD 280</b> No. 01415	Extension duct <b>VR 280</b> No. 01403	Duct silencer <b>RSD 280/..</b>	Duct shutter, automatic <b>RVS 280<sup>a)</sup></b> No. 02593	Flanged flexible connector <b>STS 280</b> No. 01231	Counter flange <b>FR 280</b> No. 01214	Flat flange <b>FF 280</b> No. 04942	Flexible connecting sleeve <b>FM 280</b> No. 01673	Protection grille duct side <b>SG 280</b> No. 01428	Mounting brackets <b>MK 280</b> (1 Set = 2 pcs) No. 01447	Vibration dampers for tensile load <b>SDZ 1*</b> (1 set = 4 Pc) No. 01454 Vibration dampers for compression load <b>SDD 1*</b> (1 set = 4 Pc) No. 01452
--	--	------------------------------------	---	---	--	---	--	---	--	--

<sup>a)</sup> Shutter, motorised see Accessories product pages. \* Type assignment see table, last column.

		Vibration dampers			
		Compression		Tension	
Type	Ref. no.	Type	Ref. no.	Type	Ref. no.
MW	01579	SDD 1	01452	SDZ 1	01454
MW	01579	SDD 1	01452	SDZ 1	01454
MD	05849	SDD 1	01452	SDZ 1	01454
MD	05849	SDD 1	01452	SDZ 1	01454