

**KR EC 560**



Note: Fig. similar. Use two safety arms.  
Designed for the delivery of contaminated air.



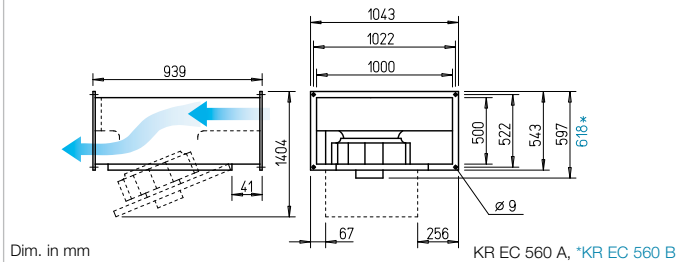
**SKR EC 560 – sound-insulated**



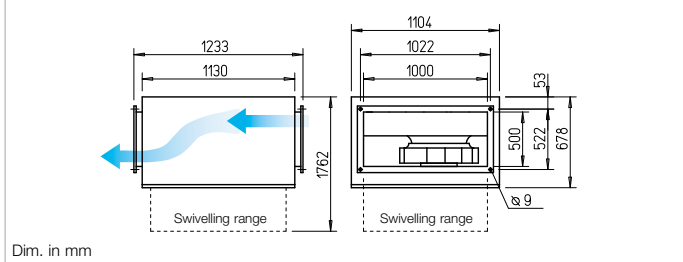
**Lowest noise levels for inlet side and case radiation with high performance density.** Use in extract air and intake air systems with specific noise level requirements.



**Dimensions KR EC 560**



**Dimensions SKR EC 560 – sound-insulated**



**Features KR EC and SKR EC**

- Highly efficient EC motor for the lowest operating costs.
- High-pressure and high-volume centrifugal fan with high efficiency.
- Particularly easy to service (cleaning) due to retractable motor-impeller unit.
- Easily accessible for cleaning and thus designed for the delivery of contaminated air.
- Linear throughflow.
- Compact design, convenient installation.

**Description**

- **Casing KR EC**  
Made of galvanised steel sheet. Double-sided rectangular duct flange profiles (20 mm) for installation in rectangular duct system.

- **Casing SKR EC**  
Like above, but with additional sound insulation cladding made of 50 mm thick mineral fibre boards. With a sound absorbing lining on the inside.

**Special features SKR EC**

- Lowest noise levels for inlet side and case radiation with high performance density.

**Common features KR EC and SKR EC**

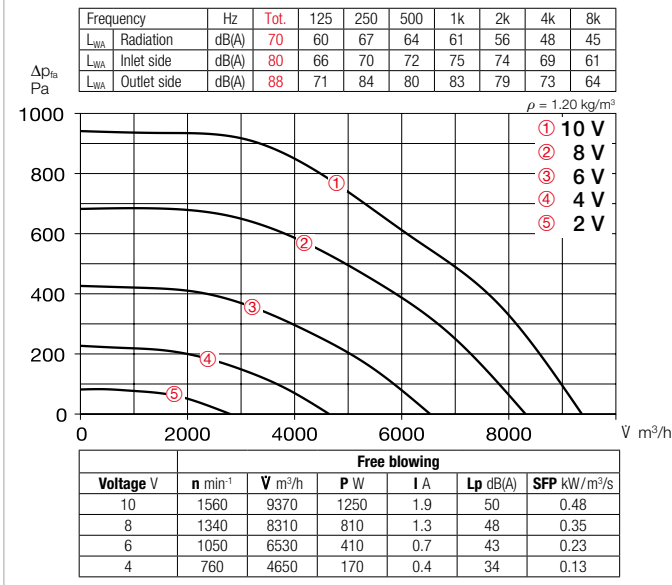
- **Impeller**  
Centrifugal, with backward curved blades (560 A made of aluminium and 560 B made of plastic). Aerodynamically optimised, inlet via nozzle.

- **Drive**  
Energy-saving, speed-controllable external rotor EC motor in protection category IP44 (KRD EC 560/100/50 B and SKRD EC 560/100/50 B IP54) with highest level of efficiency. Ball bearing mounted, radio interference-free. Motor and impeller dynamically balanced.
- **Motor protection**  
Integrated electronic temperature monitoring system for EC motor and electronics.
- **Power control**  
Continuously variable speed control with potentiometer or continuously variable speed regulation with universal control system (see table). Performance levels are shown in the performance curve as an example.
- **Electrical connection**  
Terminal box (IP54) mounted to external cable.
- **Installation**  
Installation possible in any position. Note accessibility/swivel angle.
- **Noise**  
The total level and range are specified above the performance diagram for:
  - Case-radiated sound power
  - Inlet side sound power
  - Outlet side sound power.
 The case-radiated noise as sound pressure at 4 m (free field conditions) is also specified in the type table and in the table below the performance curve.

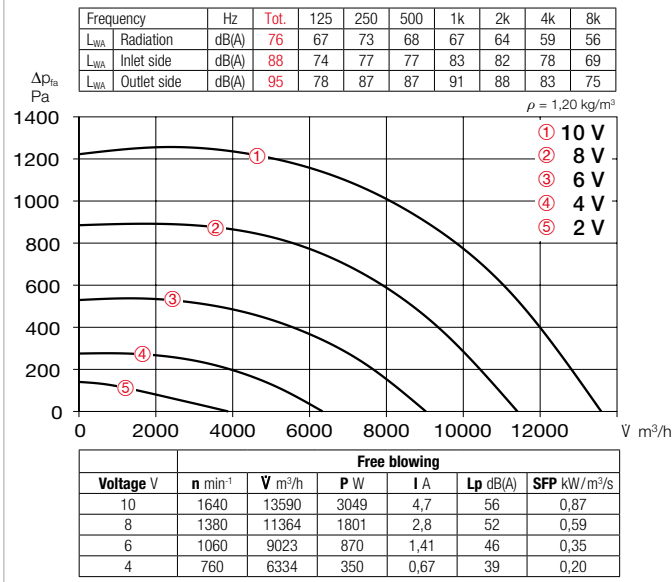
Type	Ref. no.	Flow rate Free blowing	Rated speed	Sound press. case-radiation	Power con-sum.	Current con-sum.	Prot. cat.	Wiring diagram	Max. air flow temp.	Wgt net aprx.	Universal control system		Speed potentiometer		
											Type	Ref. no.	Type	Ref. no.	Type
Three-phase current, 3~, 400 V, 50/60 Hz, EC motor															
KRD EC 560/100/50 A	08167	9370	1540	50	1.81	2.80	IP44	1479	60	68.5	EUR EC <sup>1)2)</sup> 01347	PU 10 <sup>1)</sup> 01734	PA 10 <sup>1)</sup> 01735		
KRD EC 560/100/50 B	08175	13590	1640	56	4.01	6.10	IP54	1479	60	92.0	EUR EC <sup>1)2)</sup> 01347	PU 10 <sup>1)</sup> 01734	PA 10 <sup>1)</sup> 01735		
Sound-insulated SKR EC – Three-phase current, 3~, 400 V, 50/60 Hz, EC motor															
SKRD EC 560/100/50 A <sup>3)</sup>	06130	9370	1540	47	1.81	2.80	IP44	1479	60	92.5	EUR EC <sup>1)2)</sup> 01347	PU 10 <sup>1)</sup> 01734	PA 10 <sup>1)</sup> 01735		
SKRD EC 560/100/50 B	08180	12900	1640	51	3.88	6.00	IP54	1479	60	117.0	EUR EC <sup>1)2)</sup> 01347	PU 10 <sup>1)</sup> 01734	PA 10 <sup>1)</sup> 01735		

<sup>1)</sup> Multiple EC fans can normally be connected. <sup>2)</sup> alternative electronic diff. pressure/ temperature controller (EDR/ETR, No. 01437/01438) or three level speed switch (SU/SA, No. 04266/04267), see Accessories. <sup>3)</sup> Performance diagram at www.HeliosSelect.de.

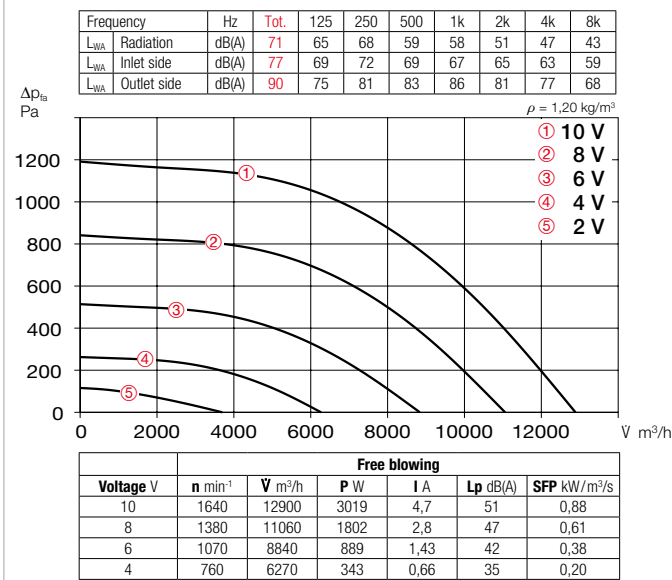
**Performance curves KRD EC 560/100/50 A**



**Performance curves KRD EC 560/100/50 B**



**Performance curves SKRD EC 560/100/50 B**



**Accessories**

**External wall shutter**  
**VK 100/50** Ref. no. 00881  
 Automatic overpressure shutter made of light grey plastic.



**Weather protection grille**  
**WSG 100/50** Ref. no. 00116  
 Stable construction made of extruded aluminium profiles, natural colour anodised.



**Multi-leaf damper for rectangular duct installation**  
**JVK 100/50** Ref. no. 06917  
 Frame casing with double-sided flanges, positioning mechanism outside of air flow. Electrical drive see STM, Accessories.



**Fitting**  
**FSK 100/50** Ref. no. 00843  
 For cost-effective integration of rectangular duct fans in round duct systems with Ø 500 mm.



**Flexible connector**  
**VS 100/50** Ref. no. 05701  
 Flexible rectangular duct connector with double-sided flange frame.



**Counter flange**  
**GF 100/50** Ref. no. 06926  
 Flange frame made of galvanised steel sheet for connection to the rectangular duct.



**Rectangular duct silencer**  
**KSD 100/50** Ref. no. 08733  
 For outlet and inlet side insertion in the rectangular duct system.



**Rectangular duct air filter**  
**KLF 100/50 Coarse 70%\*** 08671  
**KLF 100/50 ePM2.5 65%\*** 08655  
 With large bag filter. Galvanised steel sheet casing with double-sided flanges.



**Warm water heating element**  
**WHR 2/100/50** Ref. no. 08797  
**WHR 4/100/50** Ref. no. 08798  
 For installation in rectangular duct system.



**Accessory details Page**

Shutters and weather prot. grille	480, 561 ff.
Filters, heating elements and silencers	481 ff.
Universal control system, electronic controllers, speed potentiometer	613 ff.

\* See product page 477 for detailed description.