

Air filters for wall and ceiling installation LF



Easy to install elements for effective solutions.

The planned introduction of outside air is essential for efficient ventilation according to applicable regulations in most cases. The cleaning of supply air can now be regarded as an "absolute necessity".

Helios offers simple and effective elements for various installations.

Accessories for air filters

Complete installation set for monitoring pressure loss and thus the contamination of air filters. Suitable for DDC applications due to the gold-plated connection contacts. Applicable in measurement range 50–500 Pa, for ambient temperatures from –20 to +85 °C and air flow temperatures from –20 to +85 °C.

Differential pressure switch

DDS Ref. no. 00445

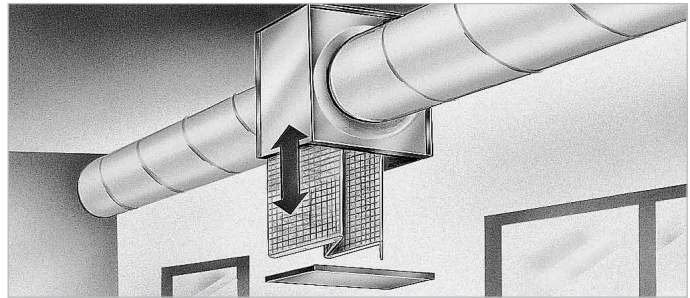
LF series For wall and ceiling installation

Elegant covering of ventilation openings. Volumetric flow rate from 200 to 4000 m³/h.



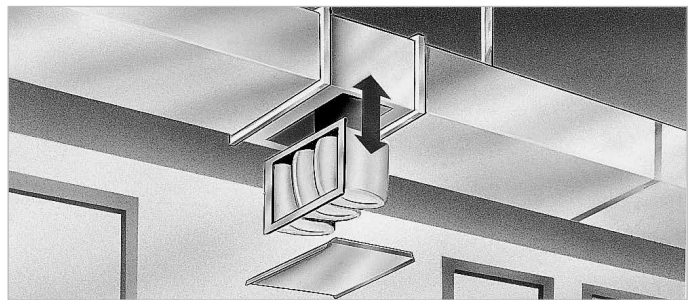
LFBR Filter box for round duct connection

Installation in round duct system, for standard pipes from 100 to 400 mm Ø. Volumetric flow rate from 100 to 4000 m³/h.



KLF Rectangular duct air filter

For direct installation in the rectangular duct system. Dimensionally matched to rectangular duct fans. Volumetric flow rate up to 5000 m³/h.



Air filter LF for wall and ceiling installation

Particularly suitable for the elegant coverage of fan and rectangular duct openings in walls and ceilings.

Frame and fixed grille made of high-quality plastic, light grey. Full-surface filter mat through-flow. Large dimensioning reduces pressure loss and increases dust absorption.

Filter mat made of renewable synthetic fibre, class ISO Coarse 30% (G2), thermally bonded, 100 g/m², fire behaviour according to DIN 53438: F1. Dust absorption: 380 g/m².

Installation Dowel fix in any position via four concealed holes in the frame.

Cleaning Depending on the system, filter replacement is required if the initial pressure loss is exceeded by around 1.5-2 times. Remove filter mat after loosening the grille and clean both parts (e.g. in soap solution). Then replace and fix with the four plastic nuts.

Replacement filter mats In case of signs of degradation, which can occur after frequent cleaning, the filter mat must be replaced with a new one. See table for order information. Delivered in shipping units with 5 pcs each.

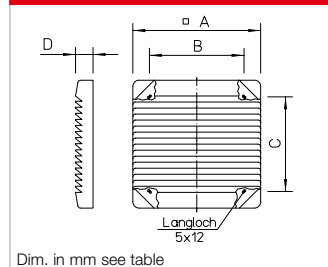
LF 200 – 250



LF 315 – 500

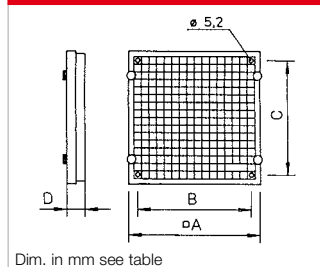


Dimensions LF 200 – 250

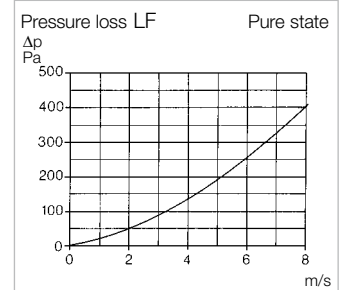


Dim. in mm see table

Dimensions LF 315 – 500



Dim. in mm see table



Pressure loss

Air filters create resistance according to the diagram above. This must be taken into account for fan dimensioning.

Type	Ref. no.	Compatible with fan nominal size	Maximum coverable opening	Dimensions				Weight aprx. kg	Replacement filter mats (shipping unit = 5 pcs)	
				A	B	C	D		Type	Ref. no.
		mm	mm	mm	mm	mm	mm	kg		
LF 200*	00743	200	Ø 200	287	210	210	39.0	0.80	ELF 200*	00737
LF 250*	00744	250/280	Ø 300	337	240	240	39.0	1.00	ELF 250*	00738
LF 315*	00745	315	330 x 300	390	343	317	39.0	0.85	ELF 315*	00739
LF 355*	00746	355	380 x 350	440	393	367	39.0	0.95	ELF 355*	00740
LF 400*	00747	400	355 x 400	490	443	417	31.5	1.85	ELF 400*	00741
LF 500*	00748	450/500	475 x 450	540	493	467	31.5	2.25	ELF 500*	00742

*ISO Coarse 30% (G2)