

Description RD

Horizontal outlet roof fan with efficiency-optimised aluminium casing and newly developed high-performance centrifugal impeller.

Description VD

Vertical outlet roof fan with efficiency-optimised aluminium casing and newly developed high-performance centrifugal impeller.

Description of all series

- **Casing**
 Casing made of sea water-resistant aluminium with integrated tamper protection. Motor support plate and base plate with inlet nozzle made of galvanised steel (explosion-proof version inlet nozzle made of aluminium). Base plate with threaded screws for attachment of inlet-side accessories (hole pattern according to DIN 24155).

- **Impeller**
 High-performance centrifugal impeller with backward curved blades made of galvanised steel sheet (explosion-proof version made of aluminium). Dynamically balanced according to DIN ISO 21940-11 – quality grade 6.3.

- **Drive**
 Speed-controllable external rotor motor in closed design (IP44). Ball bearing mounted with moisture protection. Maintenance-free and radio interference-free.

- **Motor protection**
 Through built-in thermal contacts which are wired in series to the winding and automatically deactivate and reactivate after cooling when the motor temperature is too high. Explosion-proof version with thermal motor protection through built-in PTC thermistors.

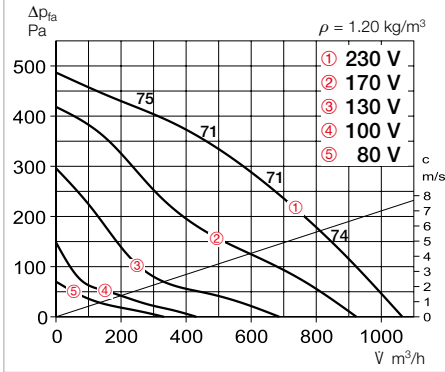
- **Electrical connection**
 To external terminal box in protection category IP65. Isolator switch is optionally available (see Accessories).

- **Protection grille**
 On the outlet side as standard according to DIN EN ISO 13857.
- **Power control**
 All types have continuously variable speed control in the range from 0 – 100 % through electronic speed controllers (except for explosion-proof version) or five-step control units. Assignment see type table.
- **Delivery**
 Units are ready-for-connection, fully pre-assembled in the shipping box.
- **Noise**
 The total level and range are specified above the performance diagram for:
 Inlet side sound power
 Outlet side sound power.
 The horizontally case-radiated noise as sound pressure at 4 m (free field conditions) is also specified in the type table.

References	Page
Planning information	14 ff.
Technical description	500 f.
Selection table	502 f.
Accessories, details	558 f.
Speed controllers, controllers and switches	599 ff.

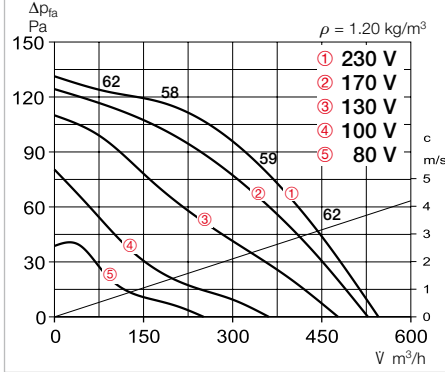
Performance curves RDW 200/2

Frequency	Hz	Tot.	125	250	500	1k	2k	4k	8k
L _{WA} Inlet side		dB(A)	68	44	57	61	63	60	57
L _{WA} Outlet side		dB(A)	71	45	62	66	65	62	58



Performance curves RDW 200/4

Frequency	Hz	Tot.	125	250	500	1k	2k	4k	8k
L _{WA} Inlet side		dB(A)	56	32	45	49	51	48	45
L _{WA} Outlet side		dB(A)	59	33	50	54	53	50	46

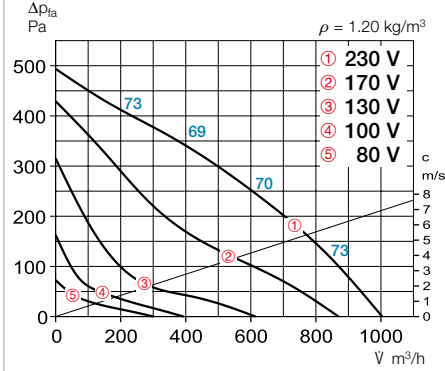


Type	Ref. no.	Speed	Flow rate Free blowing	Noise sound pressure	Power consump.	Current consump.		Wiring diagram	Max. air flow temp.		Weight net	Motor protection circuit breaker		Speed controller 5-step	
						at rated voltage	with control		at rated voltage	with control		Type	Ref. no.	Type	Ref. no.
Single phase alternating current, 1~, 230 V, 50 Hz, Capacitor motor, protection category IP44															
RDW 200/4	07177	1375	545	42	34	0.16	0.16	923	70	70	7.3	—	—	TSW 1.5	01495
RDW 200/2	07176	2430	1070	54	125	0.56	0.56	923	70	70	7.5	—	—	TSW 1.5	01495
Explosion-proof, II 3G Ex h IIB + H ₂ T3 Gc, Motor Ex nA, Three phase current, 3~, 400 V, 50 Hz, Protection category IP44															
RDD 200/4 Ex ¹⁾	07191	1465	610	41	80	0.37	0.37	1156	40	40	9.5	MSA	01289	TSD 0.8	01500

¹⁾ Performance diagram at www.HeliosSelect.de.

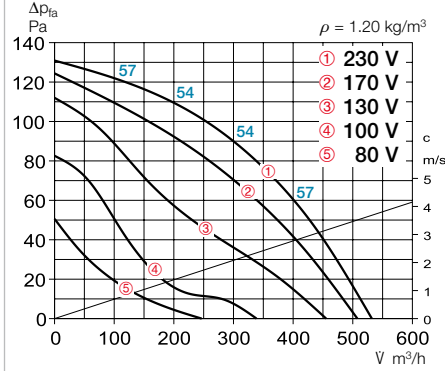
Performance curves VDW 200/2

Frequency	Hz	Tot.	125	250	500	1k	2k	4k	8k
L _{WA} Inlet side		dB(A)	68	43	58	60	63	61	56
L _{WA} Outlet side		dB(A)	70	46	63	64	63	62	58



Performance curves VDW 200/4

Frequency	Hz	Tot.	125	250	500	1k	2k	4k	8k
L _{WA} Inlet side		dB(A)	52	35	41	47	46	44	35
L _{WA} Outlet side		dB(A)	54	38	47	49	46	45	37



Type	Ref. no.	Speed	Flow rate Free blowing	Noise sound pressure	Power consump.	Current consump.		Wiring diagram	Max. air flow temp.		Weight net	Motor protection circuit breaker		Speed controller 5-step	
						at rated voltage	with control		at rated voltage	with control		Type	Ref. no.	Type	Ref. no.
Single phase alternating current, 1~, 230 V, 50 Hz, Capacitor motor, protection category IP44															
VDW 200/4	07134	1375	535	37	34	0.16	0.16	923	70	70	7.2	—	—	TSW 1.5	01495
VDW 200/2	07126	2430	1000	53	125	0.56	0.56	923	70	70	7.8	—	—	TSW 1.5	01495
Explosion-proof, II 3G Ex h IIB + H ₂ T3 Gc, Motor Ex nA, Three phase current, 3~, 400 V, 50 Hz, Protection category IP44															
VDD 200/4 Ex ¹⁾	07178	1465	580	39	80	0.38	0.38	1156	40	40	9.5	MSA	01289	TSD 0.8	01500

¹⁾ Performance diagram at www.HeliosSelect.de.