

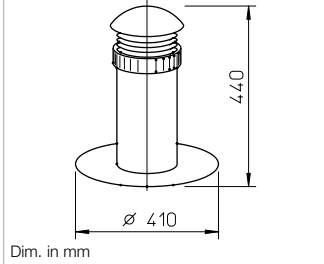
**FDH**



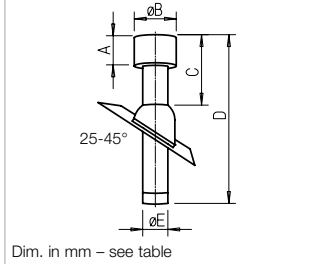
**Roof hood DH with roof pan tiles FDP, UDP and pipe joints STV**



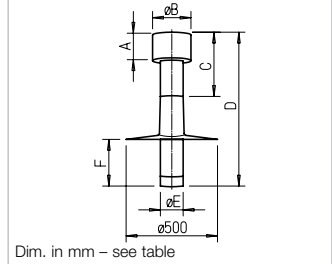
**Dimensions FDH**



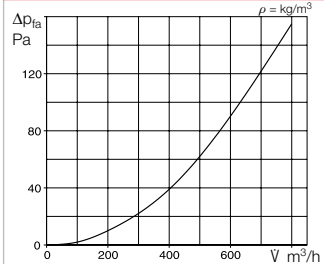
**Dimensions DH + UDP**



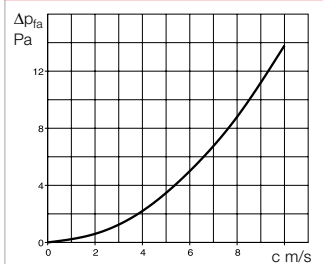
**Dimensions DH + FDP**



**Pressure loss FDH**



**Pressure loss DH**



**Flat roof hood FDH**

For the connection of ventilation ducts, up to NW 160, above the roof. Made of weather-resistant plastic with wide adhesive edge. cold and heat-resistant up to +200 °C. Removable hood head for inserting the supplied spacer band or insulation to be provided by the customer. The insulation prevents condensation.

**FDH** Ref. no. 01477

**Roof hood DH**

The optimal ventilation solution without static pressure loss. Made of weather-resistant polypropylene, with driving rain-resistant, removable outlet hood. Air flow temperature range from -20° to +60°C. Connection to ventilation duct using pipe joint STV (accessories) which prevents the outlet of condensate at the connection point. The following roof pan tiles should be used for the installation of the roof hood:

- Universal roof pan tile UDP**  
Compatible with almost all tile types, in black or brick red. For roofs with slope angles of 25–45°.
- Flat roof pan tile FDP**  
Made of aluminium for flat roofs.

**Product range: Order hoods, pan tiles, pipe joints separately.**

ND mm	Roof hood*		Universal roof pan tile *, lead		Roof pan tile for flat roof, alum.		Pipe joint	
	Type	Ref. no.	Type	Ref. no.	Type	Ref. no.	Type	Ref. no.
100	DH 100 R	02014	UDP 100 R	02020	FDP 100	02024	STV 100	02026
	DH 100 S	02015	UDP 100 S	02021				
125	DH 125 R	02016	UDP 125 R	02020	FDP 125	02013	STV 125	02027
	DH 125 S	02017	UDP 125 S	02021				
160	DH 160 S	02019	UDP 160 S	02023	FDP 160	02025	STV 160	02028

\* R = brick red, S = black.

**Dimensions: Roof hood DH with roof pan tile UDP or FDP.**

ND mm	Dimensions in mm					
	A	Ø B	C	D	Ø E	F
100	120	170	320	790	100	225
125	140	210	340	1020	125	255
160	180	265	365	935	160	345