

Intake air elements ALEF with volume flow control/limitation, for installation in window frames/leaves.

Application

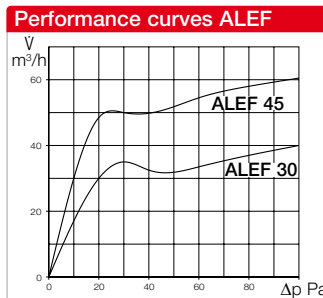
Differential pressure-dependently controlled window element for the controlled supply of intake air in living rooms and bedrooms. Simple installation, also suitable for retrofitting.

Design

Ready-to-install unit consisting of an inner facade with automatic volume flow limiter, mounting plate and external cover strip. All parts made of high-quality plastic in white. Types ALEFS also have an acoustic element for increased sound insulation.

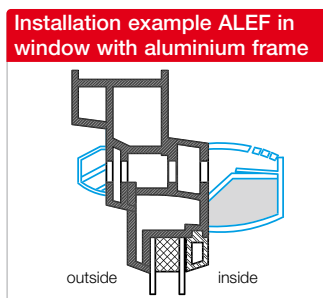
Function

The element allows a controlled intake air volume (see diagram) to flow into living rooms/bedrooms using the underpressure of the extract air in kitchens, bathrooms and WCs.



Installation

In wooden, plastic and metal window frames. Breakthrough using cutouts or holes in the upper bracket. Simply screw on external cover strip and mounting plate and clip on inner facade.



Humidity-controlled intake air elements ALEF Hygro with volume flow control/limitation, for installation in window frames/leaves.

Application

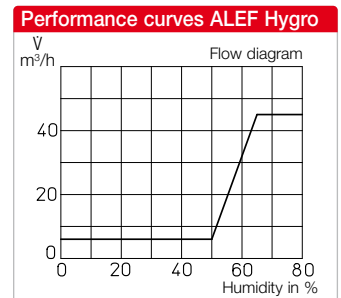
Window elements for the controlled supply of intake air in living rooms and bedrooms depending on the room air humidity. Ideal in combination with humidity-controlled extract air fans. Simple installation, also suitable for retrofitting.

Design

Ready-to-install unit consisting of an inner facade with automatic volume flow limiter, mounting plate and external cover strip. All parts made of high-quality plastic in white. Types ALEFS Hygro also have an acoustic element for increased sound insulation.

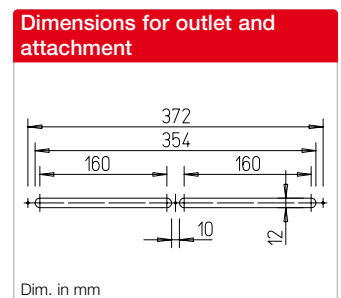
Function

The element allows a relative humidity-controlled intake air volume (see diagram) to flow into living rooms/bedrooms using the underpressure of the extract air in kitchens, bathrooms and WCs.



Installation

In wooden, plastic and metal window frames. Breakthrough using cutouts or holes in the upper bracket. Simply screw on external cover strip and mounting plate and clip on inner facade.



Order data	Intake air elements for installation in window frames			
	ALEF with volume flow control and limitation		ALEFS like ALEF, also sound-insulated	
Type	ALEF 30	ALEF 45	ALEFS 30	ALEFS 45
Ref. no.	02100	02101	02102	02103
Nom. volume m³/h	30	45	30	45
Standard sound level difference $D_{n,e,w}$ in dB(A)	39	37	41	39
Weight approx. g	150	150	240	240

Order data	Intake air elements for installation in window frames	
	ALEF Hygro w/ humidity-controlled volume flow control and limitation	ALEFS like ALEF, also sound-insulated
Type	ALEF 5/45 Hygro	ALEFS 5/45 Hygro
Ref. no.	02056	02057
Nom. volume m³/h	5/45	5/45
Standard sound level difference $D_{n,e,w}$ in dB(A)	37	39
Weight approx. g	200	220