

KWL 170 W

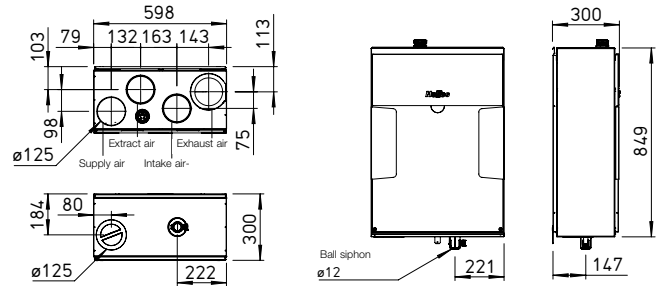


Efficiency class

- A+** KWL 170 W with additional room sensor
- A** KWL 170 W



Dimensions KWL 170 W



Dimensions in mm



Compact unit with heat recovery for the central supply and extract ventilation of residential units up to 110 m². Perfectly prepared for modern communication and operation with the new Helios easyControls 3.0 control system incl. integrated network connection.

Equipped with EC fans for low energy consumption and highly efficient plastic or enthalpy heat exchangers for additional moisture recovery.

Casing

Universal casing concept: Intake air left/right, supply air top or bottom, suitable for plasterboard installation.

Outside made of galvanised steel sheet in white, internal components made of highly thermal insulating EPP. The intake air connection can be installed on the left or right. Maintenance-friendly access to all unit components through removeable front panels. Delivery state: Intake air on the right.

- Suitable inspection solution for drywall construction upon request.

Heat exchanger

- Large cross counterflow heat exchanger made of plastic, heat recovery efficiency up to 90 %.
- Type "ET" is equipped with highly efficient enthalpy heat exchanger for additional moisture recovery.

Fans

Two low-noise high-performance centrifugal fans with energy-saving EC motors ensure the air supply and extraction.

Ducts

Installation-friendly connection of intake, exhaust, extract and supply air through ducts with NW 125 mm using duct connectors (RVBD 125 K, accessories).

Condensate connection

Condensate drain at the bottom; ball siphon included in delivery. On-site connection to drain pipe.

Air filter

Clean outdoor air supply via ISO Coarse 65 % (G4) filter and 2nd filter stage via optional ISO ePM₁ 50 % (F7) or activated carbon filter. Extract air side equipped with an ISO Coarse 65 % (G4) filter in front of the heat exchanger. Easy filter maintenance without opening the unit.

Summer operation

Equipped with automatic bypass function and heat exchanger cover as standard.

Heat exchanger anti-icing protection

The standard frost monitoring system automatically controls the supply air flow volume and the optionally installed electrical preheater (KWL-EVH 170 W, accessories).

Control system

EasyControls 3.0 is the new, modern control system for all KWL compact units from Helios. The standard LAN interface allows the simple integration of the KWL unit in a network and the integration in Helios Cloud. The unit is optionally controlled via an external control element, on PC/laptop, tablet and Smartphone via the integrated web browser or on the move via the Cloud. See page 104 for functionality. Helios easyControls

3.0 is prepared for:

- The control elements KWL-BE ECO and KWL-BE Touch (optional accessories).
- The humidity sensor integrated as standard and other optionally available external air quality sensors (KWL-CO₂ eC, -FTF eC, -VOC eC, accessories) enable automatic, demand-controlled ventilation.
- Connection to building control system via integrated Modbus interface or optional KNX module (KWL-KNX Connect, accessories).
- Electrical connection**
Fixed connection via a mains connection cable 3 x 1.5 mm², approx. 2 m with wire end ferrules.
- Accessories – Functional description (see right for details)**
KWL 170 W can be individually expanded with the following accessories:
 - Control element ECO**
 - Three ventilation profiles selectable via slide switch.
 - Control voltage can be measured directly on the control element.
 - Weekly timer (WSUP / WSUP-S, no. 09990 / 09577, accessories) can also be added to implement a further operating level, e.g. night mode.
 - LED for visual indication of operating statuses, e.g. filter replacement and faults.
 - Control element Touch**
Touch control element with graphic display and user-friendly menu navigation:
 - Commissioning assistant.
 - Selection of four ventilation profiles.
 - Adjustment of an individual weekly programme.

- Adjustment of parameters for room sensors.
- Indication of e.g. filter replacement, operating statuses and error messages.
- Different access authorisations and child lock.
- Other functions (see operating instructions).

KNX/EIB module

For connecting the ventilation unit to the building control system via the KNX Connect module.

Room sensors

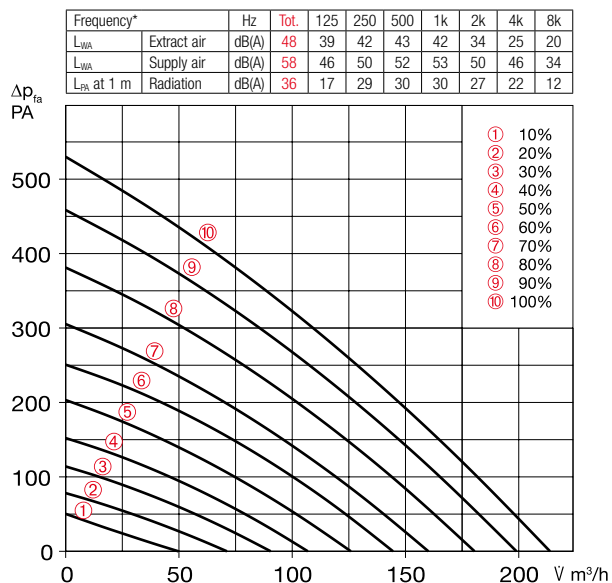
Room sensors, which measure the mixed gas, CO₂ concentration or relative room air humidity, are available for automatic operation and optimal air exchange.

Post-heating

Helios easyControls 3.0 can be used with an electric post-heating element (EHR with KWL-LTK, accessories). The autonomous operation of the warm water heating element can be controlled via an air temperature control (WHS HE, accessories) independently from Helios easyControls 3.0.

References	Page
Helios easyControls 3.0 The innovative KWL control concept	104 f.
Moisture recovery through enthalpy heat exchangers	103

Performance curves KWL 170 W



*Sound information relate to Vref. according to ERP data sheet.

Slide switch control element

KWL BE ECO Ref. no. 20246

Three-step slide switch including operation indicator, for flush-mounted installation. Function see left. Dim. mm (W x H x D) 80 x 80 x 37

Casing for surface installation

KWL APG Ref. no. 04270

Dim. mm (W x H x D) 83 x 83 x 41



Touch control element

KWL BE Touch bl

(black) Ref. no. 20244

KWL BE Touch wh

(white) Ref. no. 20245

With graphic display, for flush-mounted installation. Function see left. Connection of up to 6 pcs. possible (additional power supply unit may be required). Can be integrated in common switch ranges with the dimensions mm (W x H x D) 55 x 55 x 35, Dim. with frame mm (W x H x D) 88 x 88 x 35

Casing for surface installation

KWL APG Touch bl No. 40178

KWL APG Touch wh No. 40177

Dim mm (W x H x D) 85 x 85 x 25



Control line cable

KWL-SL eC 5m Ref. no. 40179

KWL-SL eC 10m Ref. no. 40180

Control line cables in 5 or 10 meters, suitable for KWL-BE ECO / Touch as well as room sensor.

Technical data	With plastic heat exchanger				With enthalpy heat exchanger			
	Type	Ref. no.	Type	Ref. no.	Type	Ref. no.	Type	Ref. no.
	KWL 170 W	40043	KWL 170 W ET	40044				
Flow rate at level 1) 2)	10	9	8	7	10	9	8	7
Supply air/extract air V m³/h	210	180	145	107	210	179	142	107
Power consumption fans 2xW ¹⁾	37	25	15	9	37	24	15	9
Voltage/Frequency	1~, 230 V, 50 Hz							
Rated current A – ventilation	0.7							
– preheating	4.4							
– max. total	0.7 (5.1 incl. preheater, accessories)							
Electric preheater kW	1.0 kW (accessories)							
Summer bypass	automatic (adjustable), with heat exchanger cover							
Wiring diagram no.	1433							
Temperature operating range	–20 °C to +40 °C							
Installation temperature	+5 °C to +40 °C (90% rel. humidity, non-condensin)							
Weight approx. kg	36				39			

1) At 0 Pa, performance levels adjustable. 2) Volume reduction by approx. 10% when using pollen filter.

KNX/EIB module

KWL-KNX Connect No. 20253

For integrating the ventilation unit in a KNX system. For switch cabinet installation (1 space unit required).



Room sensors


KWL-CO2 eC Ref. no. 20248

KWL-FTF eC Ref. no. 20249

KWL-VOC eC Ref. no. 20247

For measuring the CO₂, mixed gas (VOC) concentration or relative room air humidity. Please note the maximum number of sensors, additional power supply unit may be required.


Dim. mm (W x H x D) 98 x 98 x 33



Electric preheater

KWL-EVH 170 W No. 00936

Electrical preheater for simple, plug-in unit installation. For preheating the intake air at very low outdoor temperatures (heat exchanger anti-icing protection). Mandatory for passive houses. Output: 1000 W.



A+ required for efficiency class A+

Extension module

KWL-EM eC Ref. no. 40155

For controlling external post-heating elements.

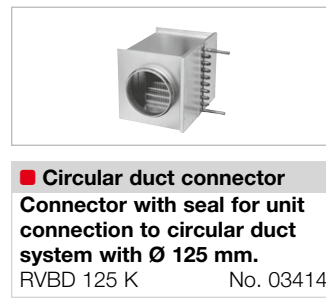
Dim. mm (WxHxD) 210x210x100



Motion detector

BWM Ref. no. 08323

Motion detector for detecting the presence of persons in the room. Surface-mounted wall installation (cable entry at top or bottom) or installation in flush-mounted box Ø 55 mm (cable entry at back).



Electric post-heating element

For additional supply air heating.

EHR-R 1.2/125 Ref. no. 09433

Rectangular duct temp. sensor

KWL-LTK eC (1 pc. req.) No. 40156

Warm water post-heating element

For additional supply air heating.

WHR 125 Ref. no. 09480

Rectangular duct temp. sensor

KWL-LTK eC (2 pc. req.) No. 40156

Hydraulic unit

WHSH HE 24 V (0-10V)No.08318

Alternative:

Air temperature control

WHST 300 T38 Ref. no. 08817

■ Circular duct connector
Connector with seal for unit connection to circular duct system with Ø 125 mm.
RVBD 125 K No. 03414

■ Replacement air filters

– 2 pcs. ISO Coarse 65% (G4)

ELF-KWL 170/4/4 No. 00951

– 1 pc. ISO ePM₁, 50% (F7)

ELF-KWL 170/7 No. 00965

■ Other accessories

Page	
150 ff.	KWL peripherals
174 ff.	– Ground heat exchanger
164 f.	– Insulated duct system
166 ff.	– Air distribution systems
170 f.	– Control lines, etc.
486 ff.	Heating element, control
	ventilation grilles, ducts,
561 ff.	roof outlets
	extract air elements, design
574 ff.	ventilation valves

■ Reference

Enthalpy heat exchanger

(accessories) for retrofitting:

KWL-ET 170 No. 00976