

ALB EC 125 EH



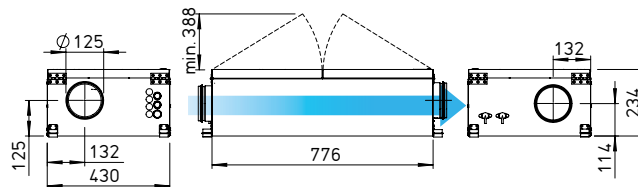
Efficiency class

B

ALB EC 125 EH



Dimensions ALB EC 125 EH



Dim. in mm

■ **Application /Function**

Pleasant indoor climate through the addition of external fresh air which is filtered and automatically heated to the specified temperature.

Operational unit for connection to round duct systems. Suitable for a wide range of applications.

■ **Description / Scope of delivery**

The air filter, fan, heater with controller and electrical terminal box are integrated in a compact flat casing which is thermally and acoustically insulated. Equipped as standard with a continuously variable, electronic heating controller and an external control unit for controlling the unit, as well as a connection cable (10 metres). Air quality, humidity and temperature sensors (see Accessories) can be connected to the electronics in the terminal box to control the specified setpoints.

■ **Casing**

Robust construction made of galvanised steel sheet, 50 mm thick mineral wool lining on all sides, which is also covered with dirt-repellent glass fabric. The cover is easy to open with screw caps and hinge for cleaning purposes. Round duct connectors on inlet side and outlet side with sealing lips, adapted to standard duct Ø. No thermal bridges, smooth surface for easy cleaning.

■ **Filter**

The large filter for long cleaning intervals is freely accessible by opening the casing cover. Standard version ISO ePM_{2.5} 60% (M5). Alternatively, filters with higher classifications ISO ePM₁ 50% (F7) (see accessories) can be used. The volume output reduction must be taken into account. Periodic filter inspection / cleaning is required. Equipment with automatic monitoring DDS (see Accessories) is recommended.

■ **Fan**

The volume flow rate switching is continuously variable with the control unit. Low-noise and high performance centrifugal fan made of galvanised steel sheet. Motor/impeller unit freely accessible for servicing. Drive through energy-saving, speed-controllable EC motor with the highest level of efficiency. Maintenance-free, with lifetime lubricated ball bearings.

■ **Heating element**

Enclosed sheathed heating elements made of stainless steel with low surface temperature heat the intake air to the specified setpoint temperature. The electronic pulser continuously variably controls the heat output in constant comparison between the setpoint and the temperature measured by the room or duct sensor.

■ **Turn-off delay**

The unit has a fixed turn-off delay time of approx. 2 minutes if the heating element has been activated.

■ **Electrical connection**

Spacious terminal box inside the casing. Cable entry from the front of the unit through three cable glands and another four holes are provided.

■ **Motor protection**

Deactivation when overheating is imminent. Automatic reactivation after cool down.

■ **Noise**

The total level and range for the case-radiated sound power and outlet side sound power in dB(A) are specified above the performance diagram. In addition, the type table shows the radiated noise and outlet side air noise as sound pressure at 1 m (free field conditions). If necessary, a cross talk silencer (see Accessories) must be integrated in the duct system on site. The radiated noise as sound pressure level at 1 m (free field conditions) is additionally stated in the type table as well as in the table below the performance curve.

■ **Control**

The control element is included in the delivery and offers the following functions:

- ☐ Operation with different volume flows.
- ☐ Weekly and seasonal timer.
- ☐ Temperature control (using room sensor, accessories).
- ☐ Control of electronic heating controller. Specification of min./max. temperature.
- ☐ Control of an EC extract air fan.
- ☐ Display of ambient temperature, outdoor temperature, supply air temperature, fan control and filter contamination (using differential pressure switch, accessories).

■ **Other inputs and outputs:**

- ☐ Emergency switch contact.
- ☐ Boost switch contact.
- ☐ Input for air quality or humidity sensor.
- ☐ Input for room temperature sensor.

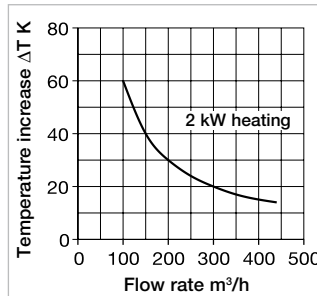
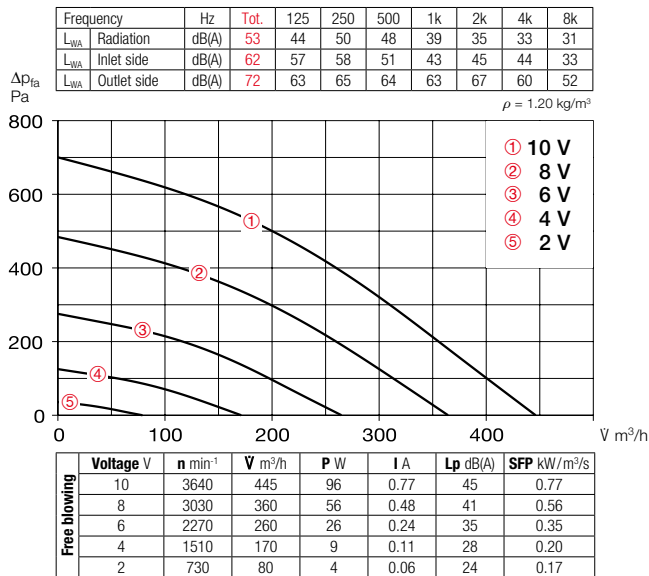


Control element with connection cable (10 m) included in delivery. For flush-mounted installation. Dimensions mm (W x H) 82 x 82

Type	Ref. no.	Flow rate* free blowing	Max. speed	Freq.	Sound pressure level		Prot. category	Voltage	Power consumption	Current consump. max. tot.	Wiring diagram	Max. intake temp.	Weight net appr.
					Case-radiation	Air noise outlet side							
		V m³/h (max.)	min-1	Hz	dB(A) at 1m	dB(A) at 1m		Volt	kW	A	No.	+°C	kg
ALB EC 125 EH	06808	445	3640	50/60	45	64	IP44	230, 1~	2.10	9.52	SS-1308	40	20

* Volume reduction by approx. 15% when using the filter ISO ePM₁ 50% (F7).

Performance curves ALB EC 125 EH



Reference

The integration of air filters ELF-ALB 125 F7 (ISO ePM₁ 50%) and differential pressure switches DDS (accessories) in outdoor installation fulfils the requirements of VDI 6022.

Reference

Planning information 14 ff.

Other accessories

Silencers 494 ff.
Flexible ventilation ducts, ventilation grilles, fittings, shutters, 584 ff.
Supply air disc valves

Accessories

Replacement and pollen filter

Large cassette filter for long cleaning intervals.

Unit = 3 pcs.

– Filter class ISO ePM_{2.5} 60% (M5)

ELF-ALB 125 M5 No. 07231

– Filter class ISO ePM₁ 50% (F7)

ELF-ALB 125 F7 No. 07337



Differential pressure switch

DDS Ref. no. 00445

Adjustable normally closed / normally open contact for monitoring drops in pressure.

Room sensor – Temperature

TFR-ALB Ref. no. 40000

Room temperature sensor for surface installation.

Temperature range 0 – 30 °C

Protection category IP20

Dim. mm W 87 x H 87 x D 30

Weight approx. 0.05 kg



Flexible cross talk silencer

FSD 125 Ref. no. 00677

Made of aluminium pipe with double-sided plug-in connectors. Sound insulation lining 50 mm thick, installation length 1 m.

Pipe clamp connectors

BM 125 Ref. no. 05076

For structure-borne noise-free connection of fan and piping and for suspension (1 set = 2 pcs).

Surface-mounted casing incl. frame

ALB-APG Ref. no. 00134

Casing for surface-mounting of control element.

Protection category IP20

Dim. mm W 85 x H 85 x D 48



External wall cover grille

G 160 Ref. no. 00893

Made of plastic, white. For covering and insertion in round ventilation openings.

Duct shutter

RSKK 125 Ref. no. 05107

Automatic, made of plastic.

Plastic supply air disc valve

KTVZ 125 Ref. no. 02737

Made of plastic, for low and high flow velocities or resistances.



Metal supply air disc valve

MTVZ 125 Ref. no. 09605

Made of metal, for low and high flow velocities.