

GB 500



Any installation position and location due to five possible outlet directions.

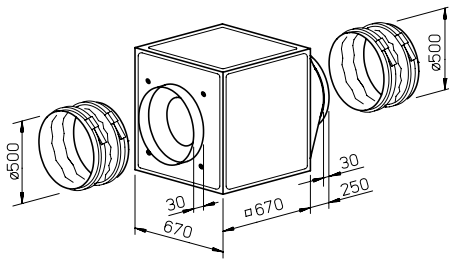
GB 500 T120



For the delivery of contaminated, humid and hot air up to max. 120 °C. Motor located outside of air flow.

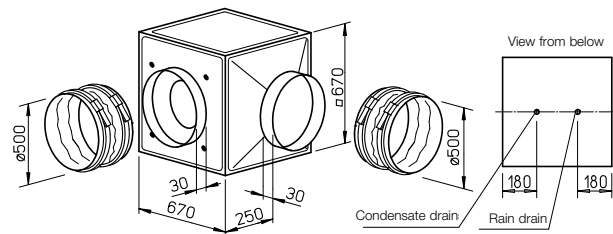


Dimensions GB 500



Dim. in mm

Dimensions GB 500 T120



Dim. in mm

Special features of the GB T120 series

- Designed for the delivery of contaminated, humid and hot air up to max. 120 °C.
- Motor located outside of air flow.
- Thermally insulated partition between motor and impeller, made of galvanised steel sheet, with 20 mm thick, non-flammable mineral wool.
- Complete motor-impeller unit can be removed without dismantling the system components.
- Inspection cover with handle, easily removable for cleaning and maintenance.
- Condensate tray with condensate drain as standard. Hole provided for rain drain (accessories) for outdoor installation.

Installation GB T120

Installation position with condensate drain below. Flexible installation due to three possible centrifugal outlet directions of the outlet fitting. Protected outdoor installation possible with weather protection cover and grille (accessories).

Special features of the GB series

Any installation position and flexible installation due to five possible outlet directions of the outlet fitting. The wall bracket (accessories) must be used for wall installation. Protected outdoor installation possible with weather protection cover and grille (accessories).

Description for both series

- Casing**
Self-supporting frame construction made of aluminium hollow profiles. Double-walled, 20 mm thick side panels made of galvanised steel sheet, sound and heat insulated by non-flammable mineral wool lining. Nozzle on inlet side for optimal inflow as well as connectors and flexible connecting sleeve (for the respective max. permissible air flow temperature) for duct connection. Moulded part (square to round) on outlet side for low-loss outflow and flexible connecting sleeve to prevent structure-borne noise transmission. Simple positioning with standard crane hook.

Impeller

Free-running high performance centrifugal impeller made of aluminium with backward curved blades, directly driven. Energy-efficient with low noise emission. Dynamically balanced together with the motor in accordance with DIN ISO 21940-11 – quality grade 2.5.

Drive

Through maintenance-free, speed-controllable external rotor motor or IEC standard motor in protection category IP54. Ball bearing mounted, radio interference-free.

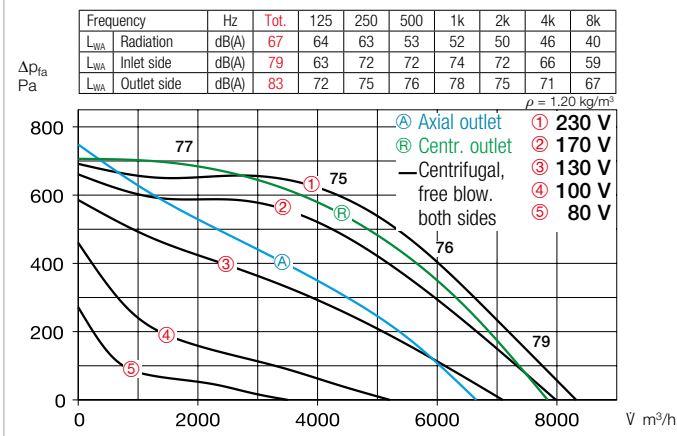
Electrical connection

Standard terminal box (IP54) on motor; on the motor support plate for GB T120.

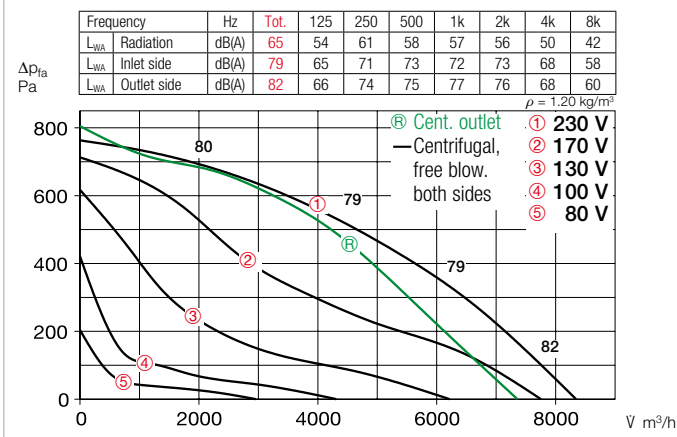
Type	Ref. no.	Max. flow rate	Rated speed	Case-rad. sound pressure	Power consumption	Current consumption at rated voltage	Current consumption in control mode	Wiring diagram	Max. air flow temperature at Rat. vol.	Weight net appr.	Speed controller 5-step		Mot. prot. circ. break. for connecting built-in thermal contacts	
											with motor prot. circuit breaker	without motor prot. circuit breaker		Type
V m³/h														
min⁻¹														
dB(A) in 4m														
kW														
A														
A														
No.														
+ °C														
+ °C														
kg														
Alternating current, 1~, 230 V, 50 Hz, Capacitor motor, protection category IP54														
GBW 500/4	05517	8320	1400	47	1.50	6.70	9.60	865	50	50	61	MWS 10 01946	TSW 10 01498	MW ¹⁾ 01579
Two-speed, three-phase current motor, 3~, 400 V, 50 Hz, Y/Δ connection, protection category IP54														
GBD 500/4/4	05518	7650/8860	1075/1340	45	0.97/1.45	1.60/2.80	2.90	867	50	50	57	RDS 7 01578	TSD 5.5 01503	MD 05849
T120 Alternating current, 1~, 230 V, 50 Hz, Capacitor motor, protection category IP54														
GBW 500/4 T120	05776	8345	1340	45	1.40	6.1	7.0	301	120	100	75	MWS 10 01946	–	–
T120 Two-speed, three-phase current motor, 3~, 400 V, 50 Hz, Y/Δ connection, protection category IP54														
GBD 500/4/4 T120	05777	7320/8350	1120/1370	45	0.95/1.30	1.60/2.50	2.5	947	120	110	75	RDS 4 01316	TSD 3.0 01502	MD 05849

1) Incl. operating switch

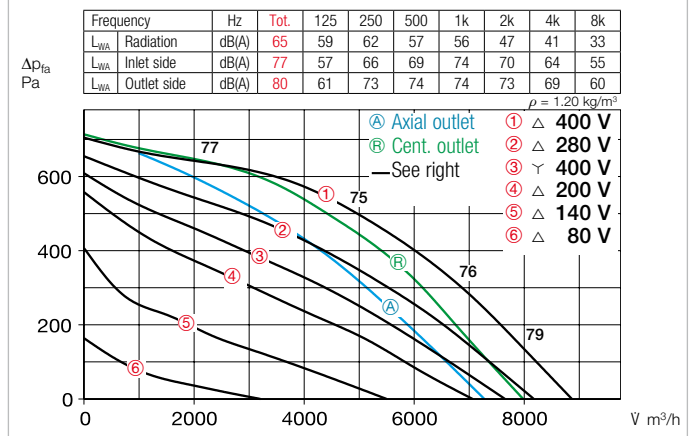
Performance curves GBW 500/4



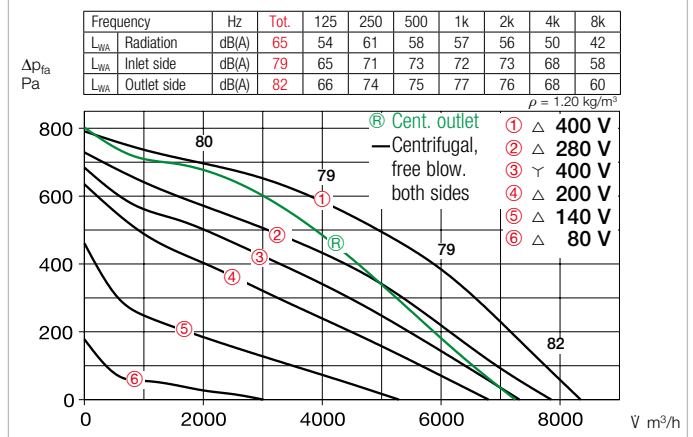
Performance curves GBW 500/4 T120



Performance curves GBD 500/4/4



Performance curves GBD 500/4/4 T120



Motor protection

With external thermal contacts on the terminal block, which must be wired to the motor protection circuit breaker.

Power control

All types are speed-controllable using voltage reduction by means of transformer (accessories). The 3~ types can also be operated at two speeds using a ∇/Δ switch or motor protection circuit breaker M 4. Performance levels are shown in the performance diagram.

Noise

The total level and range are specified above the performance diagram for:

- Case-radiated sound power
- Inlet side sound power
- Outlet side sound power

The inlet side sound power level is also specified above the nominal performance curve in the performance diagram.

- The case-radiated noise as sound pressure at 4 m (free field conditions) is also specified in the type table.

Accessories for both series

Vibration dampers for indoor installation. 1 set = 4 pcs.

SDD-U Ref. no. 05627

Wall bracket for wall installation.

GB-WK 500 Ref. no. 05626

Weather protection grille for outlet-side coverage.

GB-WSG 500 Ref. no. 05639

Weather protection cover for protected outdoor installation.

GB-WSD 500 Ref. no. 05748

Speed switch and on/off switch for two-speed ∇/Δ switchable three-phase current fans.

DS 2²⁾ Ref. no. 01351

²⁾ required motor protection circuit breaker: Type MD, No. 05849.

Special accessories

for GB series

Condensate tray with drain connectors (central) for duct/hose connection.

GB-KW 500 Ref. no. 05644

(a condensate tray with condensate drain is included in delivery for GB T120).

for GB T120 series

Rain drain for outdoor installation (Hole in casing base already provided).

GB-RA Ref. no. 09418

References	Page
Planning information	14 ff.
General techn. information, power control	19 ff.
Accessory details	Page
Speed controllers and motor prot. circ. breakers	599 ff.