

**GB 710**



Any installation position and location due to five possible outlet directions.

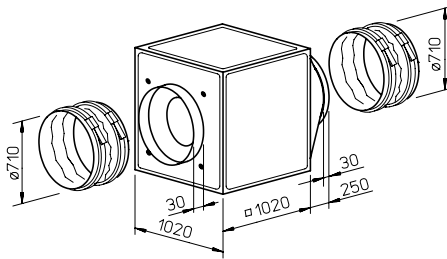
**GB 710 T120**



For the delivery of contaminated, humid and hot air up to max. 120 °C. Motor located outside of air flow.

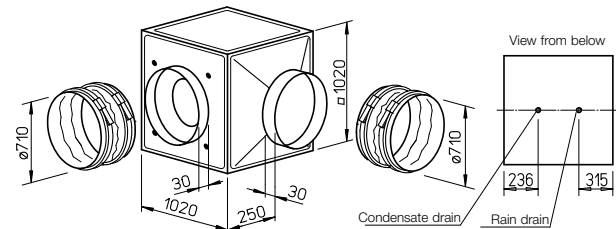


**Dimensions GB 710**



Dim. in mm

**Dimensions GB 710 T120**



Dim. in mm

**Special features of the GB T120 series T120**

- Designed for the delivery of contaminated, humid and hot air up to max. 120 °C.
- Motor located outside of air flow.
- Thermally insulated partition between motor and impeller, made of galvanised steel sheet, with 20 mm thick, non-flammable mineral wool.
- Complete motor-impeller unit can be removed without dismantling the system components.
- Inspection cover with handle, easily removable for cleaning and maintenance.
- Condensate tray with condensate drain as standard. Hole provided for rain drain (accessories) for outdoor installation.

**Installation GB T120**

Installation position with condensate drain below. Flexible installation due to three possible centrifugal outlet directions of the outlet fitting. Protected outdoor installation possible with weather protection cover and grille (accessories).

**Special features of the GB series**

Any installation position and flexible installation due to five possible outlet directions of the outlet fitting. The wall bracket (accessories) must be used for wall installation. Protected outdoor installation possible with weather protection cover and grille (accessories).

**Description for both series**

- **Casing**  
Self-supporting frame construction made of aluminium hollow profiles. Double-walled, 20 mm thick side panels made of galvanised steel sheet, sound and heat insulated by non-flammable mineral wool lining. Nozzle on inlet side for optimal inflow as well as connectors and flexible connecting sleeve (for the respective max. permissible air flow temperature) for duct connection. Moulded part (square to round) on outlet side for low-loss outflow and flexible connecting sleeve to prevent structure-borne noise transmission. Simple positioning with standard crane hook.

**Impeller**

Free-running high performance centrifugal impeller made of aluminium with backward curved blades, directly driven. Energy-efficient with low noise emission. Dynamically balanced together with the motor in accordance with DIN ISO 21940-11 – quality grade 2.5.

**Drive**

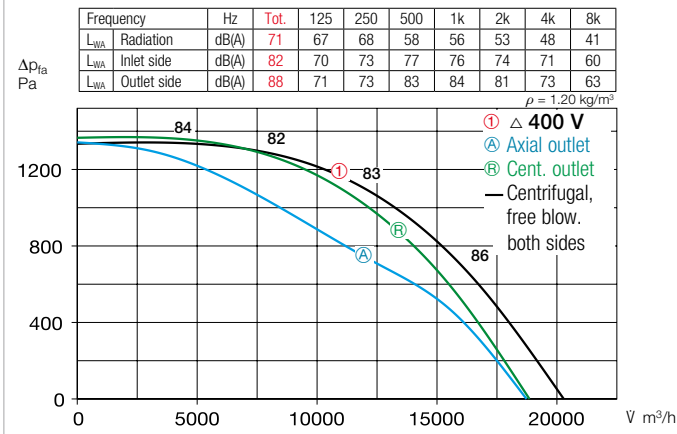
Through maintenance-free, speed-controllable external rotor motor or IEC standard motor in protection category IP54. Ball bearing mounted, radio interference-free.

**Electrical connection**

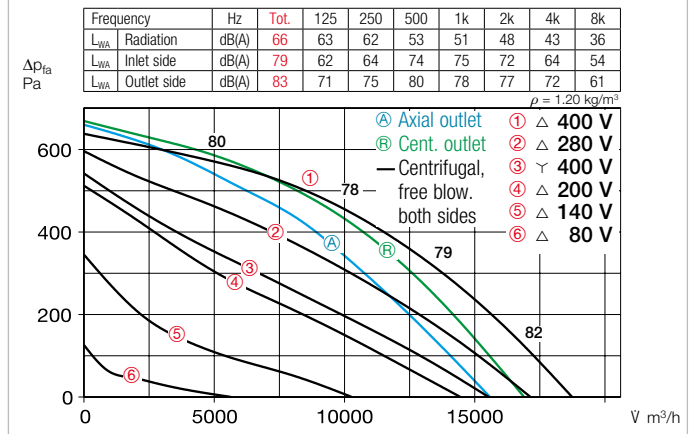
Standard terminal box (IP54/55) on motor; on the motor support plate for GB T120.

Type	Ref. no.	Max. flow rate	Rated speed	Case-rad. sound pressure	Power consumption	Current consumption at rated voltage	Current consumption in control mode	Wiring diagram	Max. air flow temperature at		Weight net aprx.	Speed controller 5-step		Mot. prot. circ. break. for connecting built-in thermal contacts		
									Rat. vol.	Control		with motor prot. circuit breaker	without motor prot. circuit breaker	Type	Ref. no.	Type
<b>Three-phase current motor, 3~, 400 V, 50 Hz, protection category IP55</b>																
GBD 710/4	05529	20285	1465	51	5.97	10.20	–	499	75	–	170	–	–	–	–	MD 05849
<b>Two-speed, three-phase current motor, 3~, 400 V, 50 Hz, <math>\sphericalangle/\Delta</math> connection, protection category IP54</b>																
GBD 710/6/6	05525	16000/18740	690/890	46	1.55/2.45	2.90/4.70	4.70	867	45	45	157	RDS 7	01578	TSD 7.0	01504	MD 05849
<b>T120 Three-phase current motor, 3~, 400 V, 50 Hz, protection category IP54</b>																
GBD 710/4 T120	05756	18200	1465	55	5.89	10.4	–	499	120	–	188	–	–	–	–	MD 05849

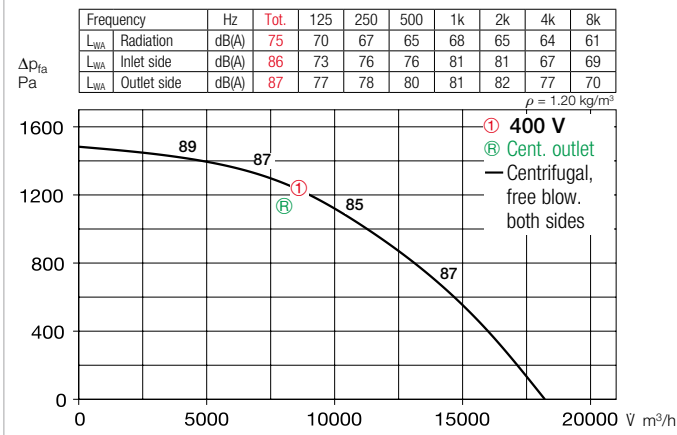
**Performance curves GBD 710/4**



**Performance curves GBD 710/6/6**



**Performance curves GBD 710/4 T120**



**Motor protection**

Types GBD with external thermal contacts on the terminal block, which must be wired to the motor protection circuit breaker. Type GBD T120 with PTC thermistors for direct wiring to the motor protection circuit breaker or the frequency converter FU-BS (see type table, accessories).

**Power control**

All types (except for GBD T120) are speed-controllable using voltage reduction by means of transformer (accessories). GBD 710/6/6 can also be operated at two speeds using a ∇/Δ switch or motor protection circuit breaker M 4; Type GBD T120 can only be controlled using a frequency converter with sine filter. Performance levels are shown in the performance diagram.

**Noise**

The total level and range are specified above the performance diagram for:

- Case-radiated sound power
- Inlet side sound power
- Outlet side sound power

The inlet side sound power level is also specified above the nominal performance curve in the performance diagram.

- The case-radiated noise as sound pressure at 4 m (free field conditions) is also specified in the type table.

**Special accessories**

- for GB series

**Condensate tray** with drain connectors (central) for duct/hose connection.

**GB-KW 710** Ref. no. 05646

(a condensate tray with condensate drain is included in delivery for GB T120).

**Speed switch and on/off switch** for two-speed ∇/Δ switchable three-phase current fans.

**DS 2<sup>1)</sup>** Ref. no. 01351

<sup>1)</sup> required motor protection circuit breaker: Type MD, No. 05849.

- for GBD 710/6/6

**Vibration dampers** for indoor installation. 1 set = 4 pcs.

**SDD-U** Ref. no. 05627

- for GB T120 series

**Rain drain for outdoor installation** (Hole in casing base already provided).

**GB-RA** Ref. no. 09418

**Accessories for both series**

**Weather protection grille** for outlet-side coverage.

**GB-WSG 710** Ref. no. 05641

**Weather protection cover** for protected outdoor installation.

**GB-WSD 710** Ref. no. 05750

References	Page
Planning information	14 ff.
General techn. information, power control	19 ff.
Accessory details	Page
Speed controllers and motor prot. circ. breakers	599 ff.