



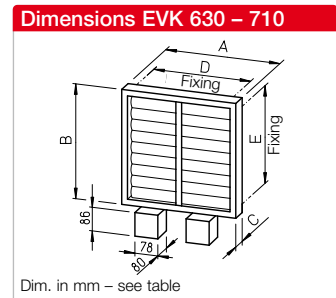
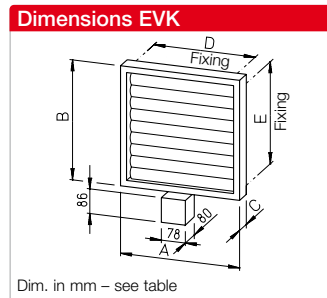
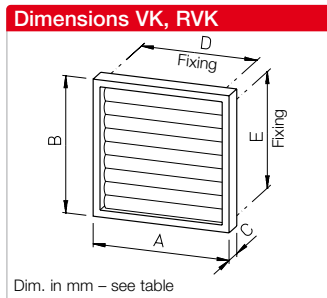
- **Automatic**
Overpressure shutters in flat design for the external closure of extract air openings.
 - Made of plastic in light grey.
 - Automatic function; opens and closes when fan is activated/deactivated.
 - Installation on building wall using screws (four concealed fastenings in the corners).
 - Delivered in individual shipping box.
 - Nominal sizes 630 and 710 are provided with a centre bar and nominal sizes 800 and 900 are provided with two intermediate bars to increase stability. Accordingly, this results in multiple blade sections.
 - Maximum flow velocity: Extract air = 8 m/s.

- **Manually adjustable**
For the closure of extract and supply air openings in external walls. Suitable for reversible axial fans (supply and extract air) as throughflow possible in both directions.
 - Rattle-free and tight closing as blades over centre bar are closed by spring force.
 - Manual operation using drawcord via pulley.
 - Delivery incl. cord protection tube, pulley and holdback hooks.
 - Frame, blades with axles and adjustment slider made of plastic in light grey.
 - The shutter has one blade section up to NS 500. In case of larger dimensions (see "Custom sizes"), there are multiple blade sections to increase stability. Each section must be operated with a separate drawcord.
 - Maximum flow velocity: Supply air = 6 m/s, extract air = 8 m/s.

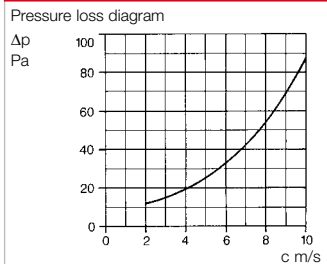
- **Electrically adjustable for Ø 200 – 500 mm**
External wall shutters for covering extract and supply air openings.
 - Automatic function coupled with the fan control. Wired in such a way that the fan only starts up when the shutter is fully open.
 - Fan and shutter controlled by on-site changeover switch. End switch in servomotor enables the fan circuit when fully open. Max. load 1 A (ind.). Auxiliary contactor required for higher load or three-phase current fans (contactor, Ref. no. 99611).
 - In case of operation with speed controller, shutter control is required via an on-site relay.
 - Delivered ready-for-connection with external cable (4 x 1.0 mm², approx. 1.5 m long). Connection according to wiring diagram no. 39 and 73.
 - Waterproof interlocking casing in protection category IP45 made of plastic; including maintenance-free drive motor 230 V~, 50 Hz.
 - Maximum flow velocity: Supply air = 6 m/s, extract air = 8 m/s.

- **Electrically adjustable for Ø 630 – 710 mm**
External wall shutters for covering extract and supply air openings.
 - Automatic function coupled with the fan control. Wired in such a way that the fan only starts up when the shutter is fully open.
 - Fan and shutter controlled by on-site changeover switch. End switch in servomotor enables the fan circuit when fully open. Max. load 1 A (ind.). Auxiliary contactor required for higher load or three-phase current fans (contactor, Ref. no. 99611).
 - In case of operation with speed controller, shutter control is required via an on-site relay.
 - Delivered ready-for-connection with external cable (4 x 1.0 mm², approx. 1.5 m long). Connection according to wiring diagram no. 73.
 - Waterproof interlocking casing in protection category IP45 made of plastic; including maintenance-free drive motor 230 V~, 50 Hz.
 - Maximum flow velocity: Supply air = 6 m/s, extract air = 8 m/s.

- **Pressure losses**
System resistances which are caused by individual components, such as e.g. shutters, must be taken into account for the fan design. The diagram below shows the resistance depending on the flow velocity.



Performance curve



- **Accessories**
Fitting F allows the installation of this shutter (up to NS 710) on round ducts. Selection and description see page 570.

Automatic Type	Ref. no.	Manually adjustable Type	Ref. no.	Electrically controlled Type	Ref. no.	Compatible with fan NS mm	Dimensions				
							A mm	B mm	C mm	D mm	E mm
VK 200 ¹⁾	00758	RVK 200	00766	EVK 200	00774	180/200	240	240	28	193	167
VK 250	00759	RVK 250	00767	EVK 250	00775	225/250	290	290	28	243	217
VK 315	00760	RVK 315	00768	EVK 315	00776	280/315	340	340	28	293	267
VK 355	00761	RVK 355	00769	EVK 355	00777	355	390	390	28	343	317
VK 400	00762	RVK 400	00770	EVK 400	00778	400	440	440	28	393	367
VK 450	00763	RVK 450	00771	EVK 450	00779	450	490	490	30	443	417
VK 500	00764	RVK 500	00772	EVK 500	00780	500	540	540	30	493	467
VK 630	00836			EVK 630	00781	560/630	686	690	40	520	630
				EVK 630	00781	560/630	685	690	40	671	590
VK 710	00838			EVK 710	00784	710	785	785	40	771	685
				EVK 710	00784	710	785	790	40	771	690
VK 800	00839					800	876	885	40	862	785
VK 900	00841					900	1026	985	40	1012	885

Larger dimensions (VK and RVK) upon request, see also custom sizes.

¹⁾ Description, design and dimensions of smaller shutters see following page.



- **Small automatic shutters made of plastic for Ø 100, 125 and 160 mm**
Overpressure shutters for the external closure of air outlet openings.
 - Compatible with small fan, extraction hood, tumble dryer outlets etc.
 - Made of plastic.
 - Attachment by conical plug-in connectors or dowels. Foam sealing strip included in delivery.
 - Maximum flow velocity: Extract air = 8 m/s.

■ Product range

Type	Ref. no.	Col.	Open. Ø mm	Unit
VK 100	00757	White	100	1
VK 100 B	00765	Brown	100	1
VK 100 VE*	00885	White	100	24
VK 125	00857	White	120-125	1
VK 160	00892	White	150/160	1

* Economical bulk pack.



- **Small electrical shutters**
For covering supply and extract air openings in interior rooms of any kind.
 - Modern design, elegant even in sophisticatedly designed rooms. The view into dirty openings remains concealed, even when open.
 - Maximum flow velocity: Supply air = 6 m/s
 - Silent function with switching delay of approx. 60 s.
 - Control via on/off switch, fan preferably connected in parallel.

■ Product range

Type	Ref. no.	Open. Ø mm	Weight KG
EVK 100	00453	100	0.26
EVK 150	00251	150	0.44

Break-resistant plastic, alpine white.
Wiring diagram no. 479.
Voltage/Frequency 230 V~, 50/60 Hz.
Power consumption approx. 6 W.



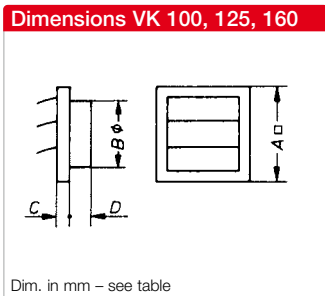
- **Rectangular shutters**
In horizontal format for the closure of air outlet openings in external walls.
 - Dimensionally matched to the Helios rectangular duct fans.
 - Automatic function.
 - Made of UV-resistant, break-proof plastic.
 - Attachment by dowels.
 - Maximum flow velocity: Extract air = 8 m/s.

■ Product range

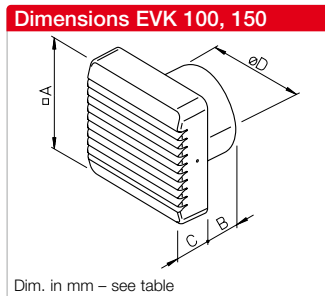
Type	Ref. no.	Rect. duct fan NS cm
VK 30/15	00735	30 x 15
VK 40/20	00874	40 x 20
VK 50/25	00875	50 x 25
VK 50/30	00876	50 x 30
VK 60/30	00877	60 x 30
VK 60/35	00878	60 x 35
VK 70/40	00879	70 x 40
VK 80/50	00880	80 x 50
VK 100/50	00881	100 x 50



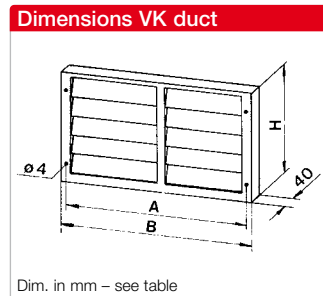
- **Custom sizes**
The shutter types – automatic (overpressure) – manually adjustable are also available in property-related custom sizes.
 - The dimensions are optional within a grid gradation of 50 mm. All rectangular vertical and horizontal formats as well as all square formats can be delivered. Production is made to order, exchange or return is excluded. Therefore, the dimensions must be precisely defined.
 - A vertical intermediate bar is used from a blade length of approx. 40 cm and a horizontal bar is used for vertical formats from 100 cm upwards to increase stability. Large shutter surfaces are delivered in segments, which must be mounted on a frame, for reasons of stability and shipping.
 - The maximum flow velocity for the standard design is 8 m/s.
 - All parts (frame, blades and their storage) made of high-quality plastic in light grey.



Type	Dimensions in mm			
	A	Ø B	C	D
VK 100	140	98	15	28
VK 125	160	120-125	20	30
VK 160	190	145	25	35



Type	Dimensions in mm			
	A	B	C	Ø D
EVK 100	140	58	38.5	97
EVK 150	190	62	43	145



Type	Dimensions in mm			Weight kg
	A	B	H	
VK 30/15	381	395	235	1.0
VK 40/20	473	485	285	1.3
VK 50/25	574	585	335	2.0
VK 50/30	574	585	385	2.2
VK 60/30	674	685	385	2.4
VK 60/35	674	685	435	2.6
VK 70/40	774	785	485	3.1
VK 80/50	864	876	585	4.4
VK 100/50	1162	1176	585	5.5

■ Reference

Operating temperature
EVK 100, EVK 150: 0 to +40 °C,
for all other plastic shutters:
–30 to +60 °C.

■ Reference

The number of blades depends on the dimensions of the corresponding shutter.