

**KWL 170 W**

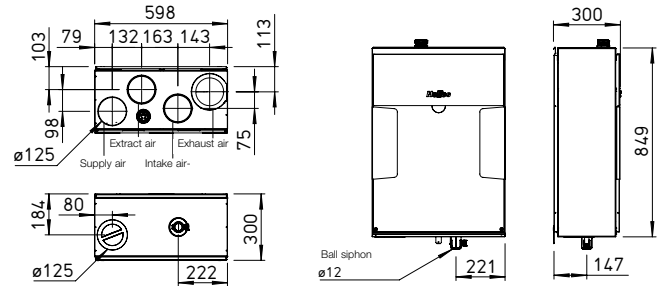


**Efficiency class**

- A+** KWL 170 W with additional room sensor
- A** KWL 170 W



**Dimensions KWL 170 W**



Dimensions in mm



**Compact unit with heat recovery for the central supply and extract ventilation of residential units up to 110 m<sup>2</sup>. Perfectly prepared for modern communication and operation with the new Helios easyControls 3.0 control system incl. integrated network connection.**

**Equipped with EC fans for low energy consumption and highly efficient plastic or enthalpy heat exchangers for additional moisture recovery.**

**■ Casing**

**Universal casing concept: Intake air left/right, supply air top or bottom, suitable for plasterboard installation.**

Outside made of galvanised steel sheet in white, internal components made of highly thermal insulating EPP. The intake air connection can be installed on the left or right. Maintenance-friendly access to all unit components through removeable front panels. Delivery state: Intake air on the right.

- Suitable inspection solution for drywall construction upon request.

**■ Heat exchanger**

- Large cross counterflow heat exchanger made of plastic, heat recovery efficiency up to 90 %.
- Type "ET" is equipped with highly efficient enthalpy heat exchanger for additional moisture recovery.

**■ Fans**

Two low-noise high-performance centrifugal fans with energy-saving EC motors ensure the air supply and extraction.

**■ Ducts**

Installation-friendly connection of intake, exhaust, extract and supply air through ducts with NW 125 mm using duct connectors (RVBD 125 K, accessories).

**■ Condensate connection**

Condensate drain at the bottom; ball siphon included in delivery. On-site connection to drain pipe.

**■ Air filter**

Clean outdoor air supply via ISO Coarse 65 % (G4) filter and 2nd filter stage via optional ISO ePM<sub>1</sub> 50 % (F7) or activated carbon filter. Extract air side equipped with an ISO Coarse 65 % (G4) filter in front of the heat exchanger. Easy filter maintenance without opening the unit.

**■ Summer operation**

Equipped with automatic bypass function and heat exchanger cover as standard.

**■ Heat exchanger anti-icing protection**

The standard frost monitoring system automatically controls the supply air flow volume and the optionally installed electrical preheater (KWL-EVH 170 W, accessories).

**■ Control system**

EasyControls 3.0 is the new, modern control system for all KWL compact units from Helios. The standard LAN interface allows the simple integration of the KWL unit in a network and the integration in Helios Cloud. The unit is optionally controlled via an external control element, on PC/laptop, tablet and Smartphone via the integrated web browser or on the move via the Cloud. See page 104 for functionality. Helios easyControls

3.0 is prepared for:

- The control elements KWL-BE ECO and KWL-BE Touch (optional accessories).

- The humidity sensor integrated as standard and other optionally available external air quality sensors (KWL-CO<sub>2</sub> eC, -FTF eC, -VOC eC, accessories) enable automatic, demand-controlled ventilation.

- Connection to building control system via integrated Modbus interface or optional KNX module (KWL-KNX Connect, accessories).

**■ Electrical connection**

Fixed connection via a mains connection cable 3 x 1.5 mm<sup>2</sup>, approx. 2 m with wire end ferrules.

**■ Accessories – Functional description (see right for details)**

KWL 170 W can be individually expanded with the following accessories:

- Control element ECO**
  - Three ventilation profiles selectable via slide switch.
  - Control voltage can be measured directly on the control element.
  - LED for visual indication of operating statuses, e.g. filter replacement and faults.

**Control element Touch**

Touch control element with graphic display and user-friendly menu navigation:

- Commissioning assistant.
- Selection of four ventilation profiles.
- Adjustment of an individual weekly programme.
- Adjustment of parameters for room sensors.
- Indication of e.g. filter replacement, operating statuses and error messages.

- Different access authorisations and child lock.
- Other functions (see operating instructions).

**KNX/EIB module**

For connecting the ventilation unit to the building control system via the KNX Connect module.

**Room sensors**

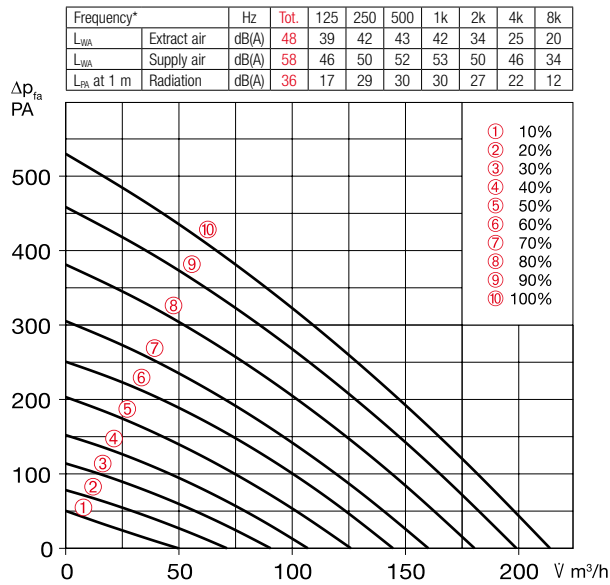
Room sensors, which measure the mixed gas, CO<sub>2</sub> concentration or relative room air humidity, are available for automatic operation and optimal air exchange.

**Post-heating**

Helios easyControls 3.0 can be used with an electric post-heating element (EHR with KWL-LTK, accessories). The autonomous operation of the warm water heating element can be controlled via an air temperature control (WHS HE, accessories) independently from Helios easyControls 3.0.

■ References	Page
<b>Helios easyControls 3.0 The innovative KWL control concept</b>	104 f.
<b>Moisture recovery through enthalpy heat exchangers</b>	103

Performance curves KWL 170 W



\*Sound information relate to Vref. according to ERP data sheet.

Slide switch control element

**KWL BE ECO** Ref. no. 20246

Three-step slide switch including operation indicator, for flush-mounted installation. Function see left. Dim. mm (W x H x D) 80 x 80 x 37

Casing for surface installation

**KWL APG** Ref. no. 04270

Dim. mm (W x H x D) 83 x 83 x 41



Touch control element

**KWL BE Touch bl**

(black) Ref. no. 20244

**KWL BE Touch wh**

(white) Ref. no. 20245

With graphic display, for flush-mounted installation. Function see left. Connection of up to 6 pcs. possible (additional power supply unit may be required). Can be integrated in common switch ranges with the dimensions mm (W x H x D) 55 x 55 x 35, Dim. with frame mm (W x H x D) 88 x 88 x 35

Casing for surface installation

**KWL APG Touch bl** No. 40178

**KWL APG Touch wh** No. 40177

Dim mm (W x H x D) 85 x 85 x 25



Control line cable

**KWL-SL eC 5m** Ref. no. 40179

**KWL-SL eC 10m** Ref. no. 40180

Control line cables in 5 or 10 meters, suitable for KWL-BE ECO / Touch as well as room sensor.

Technical data	With plastic heat exchanger					With enthalpy heat exchanger				
	Type	Ref. no.	Type	Ref. no.	Type	Ref. no.	Type	Ref. no.	Type	Ref. no.
	<b>KWL 170 W</b>	40043	<b>KWL 170 W ET</b>	40044						
<b>Flow rate at level</b> <sup>1) 2)</sup>	10	8	6	4	2	10	8	6	4	2
Supply air/extract air V m³/h	210	180	145	107	71	210	179	142	107	69
Power consumption fans 2xW <sup>1)</sup>	37	25	15	9	6	37	24	15	9	6
Voltage/Frequency	1~, 230 V, 50 Hz									
Rated current A – ventilation	0.7									
– preheating	4.4									
– max. total	0.7 (5.1 incl. preheater, accessories)									
Electric preheater kW	1.0 kW (accessories)									
Summer bypass	automatic (adjustable), with heat exchanger cover									
Wiring diagram no.	1433									
Temperature operating range	–20 °C to +40 °C									
Installation temperature	+5 °C to +40 °C (90% rel. humidity, non-condensin)									
Weight approx. kg	36					39				

<sup>1)</sup> At 0 Pa, performance levels adjustable. <sup>2)</sup> Volume reduction by approx. 10% when using pollen filter.

KNX/EIB module

**KWL-KNX Connect** No. 20253

For integrating the ventilation unit in a KNX system. For switch cabinet installation (1 space unit required).



Room sensors

**KWL-CO2 eC** Ref. no. 20248

**KWL-FTF eC** Ref. no. 20249

**KWL-VOC eC** Ref. no. 20247

For measuring the CO<sub>2</sub>, mixed gas (VOC) concentration or relative room air humidity. Please note the maximum number of sensors, additional power supply unit may be required.

Dim. mm (W x H x D) 98 x 98 x 33



Electric preheater

**KWL-EVH 170 W** No. 00936

Electrical preheater for simple, plug-in unit installation. For preheating the intake air at very low outdoor temperatures (heat exchanger anti-icing protection). Mandatory for passive houses. Output: 1000 W.



**A+** required for efficiency class A+

Extension module

**KWL-EM eC** Ref. no. 40155

For controlling external post-heating elements.


Dim. mm (WxHxD) 210x210x100



Motion detector

**BWM** Ref. no. 08323

Motion detector for detecting the presence of persons in the room. Surface-mounted wall installation (cable entry at top or bottom) or installation in flush-mounted box Ø 55 mm (cable entry at back).



Electric post-heating element

For additional supply air heating.

**EHR-R 1.2/125** Ref. no. 09433

**Rectangular duct temp. sensor**

**KWL-LTK eC** (1 pc. req.) No. 40156

Warm water post-heating element

For additional supply air heating.

**WHR 125** Ref. no. 09480

**Rectangular duct temp. sensor**

**KWL-LTK eC** (2 pc. req.) No. 40156

Hydraulic unit

**WHSH HE 24 V (0-10V)** No. 08318

Alternative:

Air temperature control

**WHST 300 T38** Ref. no. 08817

**■ Circular duct connector**

Connector with seal for unit connection to circular duct system with Ø 125 mm.

RVBD 125 K No. 03414

**■ Replacement air filters**

– 2 pcs. **ISO Coarse 65% (G4)**

ELF-KWL 170/4/4 No. 00951

– 1 pc. **ISO ePM<sub>1</sub>, 50% (F7)**

ELF-KWL 170/7 No. 00965

**■ Other accessories**

Other accessories	Page
KWL peripherals	150 ff.
– Ground heat exchanger	174 ff.
– Insulated duct system	164 f.
– Air distribution systems	166 ff.
Heating element, control	486 ff.
ventilation grilles, ducts,	
roof outlets	561 ff.
extract air elements, design	
ventilation valves	574 ff.

**■ Reference**

**Enthalpy heat exchanger**

**(accessories) for retrofitting:**

**KWL-ET 170** No. 00976

KWL® with heat recovery