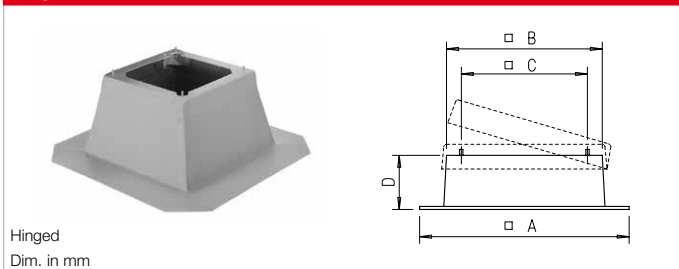


FDS



■ Flat roof base FDS

For the placement of roof fans and ventilation hoods on flat roofs. Horizontal installation. Use of this base reduces costs and installation expenses to a minimum in comparison to handcrafted designs. Corrosion-resistant GFK version (NS 710 made of galvanised steel sheet) with abrasion-resistant, sound and heat insulation. Snow-safe base height.

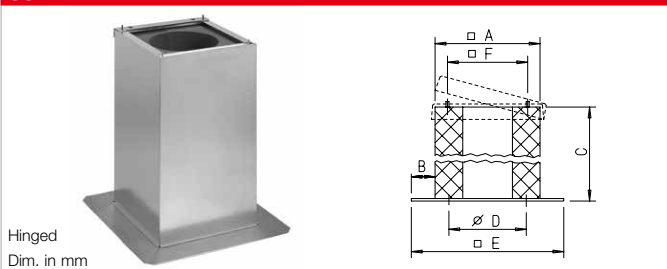
■ Installation

Attach base above the roof opening (roof). Full roof coating over adhesive edge of the base and seal with bitumen fibre filler. Fixing screws, rubber profile and seal between base and base plate included in delivery.

Type	Ref. no.	A	B	C	D
FDS 180*	01377	645	285	245	285
FDS 200*	01378	750	392	330	285
FDS 225*	01378	750	392	330	285
FDS 250*	01379	870	520	450	285
FDS 315*	01379	870	520	450	285
FDS 355*	01380	950	605	535	285
FDS 400*	01380	950	605	535	285
FDS 450*	01381	1000	660	590	285
FDS 500	01381	1160	820	750	285
FDS 560	01382	1160	820	750	285
FDS 630	01382	1160	820	750	285
FDS 710	06658	1550	1190	1050	285

* With hinge mechanism for easy inspection and cleaning.

SSD



■ Base silencer SSD for inlet-side sound insulation

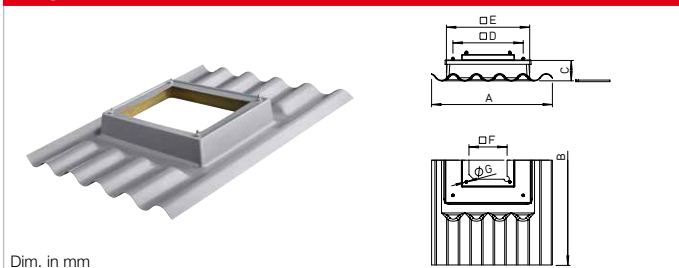
Average insulation value 15 dB. All metal parts made of galvanised steel sheet. For installation on flat roofs in the same way as the flat roof base. Fixing screws, rubber profile and seal between base and base plate included in delivery. For NS 500–710: Sound insulation baffles with insulation board made

of non-combustible material, class A2, wrapped in glass fibre mat on both sides. NS 180–450: With hinge for folding the fan down for inspection purposes. Foam core with free cross-section allows access to the duct/shaft system. Base plate is equipped with threaded bushes (according to DIN 24155, p. 2) for the connection of inlet side accessories.

Type	Ref. no.	A	B	C	D	E	F
SSD 180*	05289	280	160	750	213	600	245
SSD 200*	05290	400	133	735	259	666	330
SSD 225*	05290	400	133	735	259	666	330
SSD 250*	05292	520	150	835	286	795	450
SSD 315*	05292	520	150	835	356	795	450
SSD 355*	05024	600	150	985	395	900	535
SSD 400*	05291	600	150	985	438	900	535
SSD 450*	05288	675	158	985	487	990	590
SSD 500	05017	860	170	1200	–	1200	750
SSD 560	05017	860	170	1200	–	1200	750
SSD 630	05017	860	170	1200	–	1200	750
SSD 710	05287	1220	140	1500	–	1500	1050

* With hinge mechanism for easy inspection and cleaning.

WDS



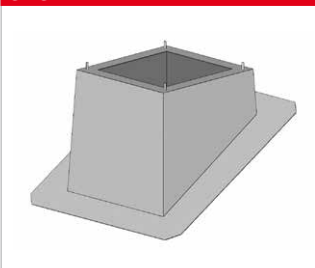
■ Corrugated roof base WDS

For the placement of roof fans and ventilation hoods on corrugated roofs. Weather-resistant and non-corrosive design made of glass-fibre reinforced polyester with a low deadweight. No risk of breakage during shipping and on the construction site. Low thermal transmittance value. Corrugation spacing 177 mm (profile no. 5). Use of this base costs for

planning, design and installation to a minimum. Rain drains on the front and back grooves between the square base and the corrugated plate allow installation of the corrugated roof plate regardless of the assembly direction. Screws, washers and rubber profile for attaching and sealing the fan-base plate included in the delivery.

Type	Ref. no.	A	B	C	D	E	F	G
WDS 180	01559	920	1600	200	245	655	240x230	M 6
WDS 200/225	01560	920	1600	200	330	655	290	M 10
WDS 250/315	01561	920	1600	200	450	655	390	M 10
WDS 355/400	01562	920	1600	155	535	620	480	M 10
WDS 450	01563	1400	2000	200	590	1020	530	M 12
WDS 500/560/630	01564	1400	2000	200	750	1020	650	M 12

SDS



■ Pitched roof base SDS

For the placement of roof fans and ventilation hoods on pitched roofs with up to 45° inclination. Made of galvanised steel sheet, with sound and heat insulated 50 mm thick lining on the inside.

All SDS types are available upon request. Please specify the fan type or nominal size of the ventilation hood, roof inclination angle, brick type or, if applicable, the profile shape and height (for profile roofs) when ordering.

■ Installation

Attach base to roof construction. Seal against roofing with surrounding lead collar. Screws, washers and seal between base and fan/hood base plate included in the delivery.

■ References Page

All centrifugal roof fans do not have protection grilles on the inlet side. If the installation does not ensure protection against unintentional contact, the corresponding contact protection (grille type ASD-SGD or SG) must be attached. 281

■ Other accessories Page

Speed controllers, controllers and switches 603 ff.