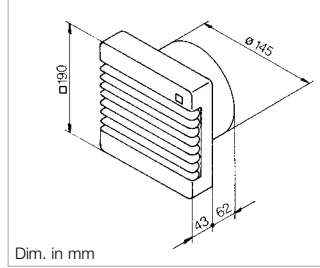


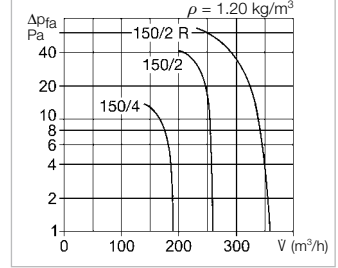
HVR 150



Dimensions HVR 150



Performance curve HVR 150



HelioVent wall and window fans are suitable for the ventilation of small to medium-sized rooms in private, commercial and industrial buildings.

The standard equipment with ball bearings guarantees:

- Installation in any position.
- Smooth running and functional reliability in continuous operation.
- Quiet and maintenance-free operation over the entire service life.

Features

- Ventilation grille can be removed without tools and easily cleaned in a water bath.
- Low installation depth prevents potential installation problems.
- Versatile installation in walls, ceilings or shafts in any position.
- Flow rate adjustment through continuously variable, electronic speed control.
- Motor protection through integrated thermal contacts.

Description

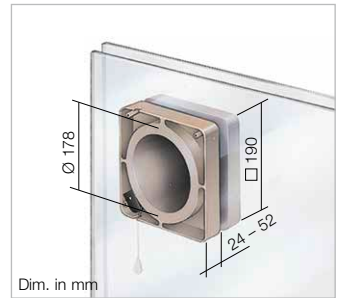
The unit blends in harmoniously in all room environments. All parts, including the fan casing and impeller, made of high-quality plastic. Facade: white. Visual operation indicator through built-in indicator lights. High pressure and volume performance due to 8-bladed high performance impeller and an additional inlet guide wheel.

Enclosed motor with low-noise ball bearings for continuous operation. Installation possible in any position. Maintenance-free and radio interference-free. Contact protection according to DIN EN ISO 13857. Electrical supply line can be surface or flush-mounted.

Window mounting kit

FES 150 Ref. no. 00463

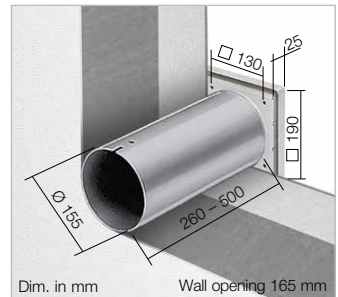
For the installation of all models, preferably types with electrical inner shutter. Installation in single and double glazed windows, thin walls and panels. Protection category IP20. External cover with flat rain-repellent grille with fixed blades. Operation via supplied drawcord or remote on-site switch.



Wall mounting kit

WES 150 Ref. no. 00537

For flush-mounted wall installation; consisting of: Two wall telescoping plastic ducts and the external wall connection. This can be installed as an automatic shutter or with a rain-repellent grille for HVR E models. Both elements are included in delivery.



Telescopic wall sleeve

TWH 150 Ref. no. 06354

Like WES, but without shutter and grille.

Accessory details Page

Roof outlets and ventilation grilles	561 ff.
Intake air elements	586 ff.
Speed controllers, controllers & turn-off delay switches	599 ff.

Type	HVR 150/4 E	HVR 150/2 E	HVR 150/2 RE
Ref. no.	00283	00285	00286
Electrical inner shutter	Yes	Yes	Yes
Reversible (supply and extract ventilation)	—	—	DSEL 2¹⁾ Ref. no. 01306
Flow rate free blowing m ³ /h	180	260	360
Impeller Ø mm	140	140	140
Speed min ⁻¹ ca.	1290	1800	2600
Voltage / Frequency	230 V~ / 50 Hz	230 V~ / 50 Hz	230 V~ / 50 Hz
Power consumption W	30	35	50
Rated current A	0.20	0.15	0.25
Sound pressure level dB(A) at 1 m	46	58	64
Wiring diagram no.	283	283	284.1
Protection class II, protection category	IP44	IP44	IP44
Max. air flow temperature	+40 °C	+40 °C	+40 °C
Weight approx. kg	1.2	1.4	1.5

¹⁾ NYM-O 3 x 1.5 mm² required for reverse operation.