

flexpipe is embedded directly in concrete or on/under ceilings,

- Simple planning and quick installation due to star-shaped, flexible continuous installation from the roll.
- Construction site-compliant handling due to low weight.
- Quick commissioning, uniform air distribution.
- Easy to clean.

- Available in two sizes and designs
 - flexpipe FRS 63
External Ø: 63 mm, internal: 52 mm for vol. flows up to 20 m³/h.
 - flexpipe^{plus}
External Ø: 75 mm, internal: 63 mm for vol. flows up to 30 m³/h. Can be combined with oval duct FRS-R 51 and oval components, see page 152 ff.

- Properties and advantages
 - Special ventilation duct made of hygienically safe PE-HD new material, odourless.
 - The two-layer design (externally corrugated and internally smooth and antistatically treated) guarantees:
 - Low flow resistances and high sound insulation.
 - Minimal dirt deposits.
 - Easy to clean.

- Installation
 - The flexpipe plastic corrugated pipe has high ring strength ($S_{R24} > 8 \text{ kN/m}^2$) and it can be installed directly in, on or under concrete ceilings due to its high flexibility in the desired system.
 - Airtight and watertight connection simply through the use of FRS seal rings.

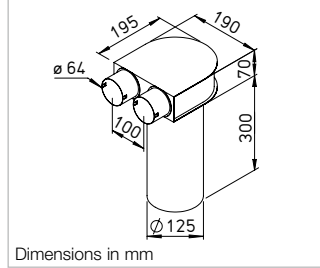
flexpipe vent. duct round



flexpipe vent. duct (bundle = 50 lin. m)

Type	Ref. no.	Dim. in mm	Ext. Ø	Int. Ø
Ø 63 mm				
FRS-R 63	09327	63	52	

Ceiling box

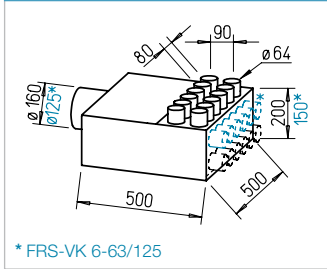


Ceiling box²⁾ for valve connection DN 125

Type	Ref. no.
Ø 63 mm	
FRS-DKV 2-63/125	09430

Ceiling box incl. plaster/formwork lid. For connection of supply or extract air valves DN 125 (accessories, see page 170).

Distribution box 6-63, 12-63

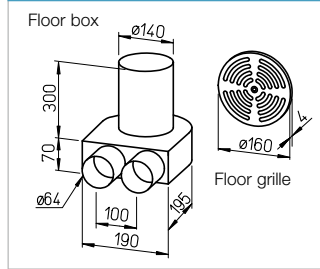


Distribution box 6-63, 12-63¹⁾

Type	Ref. no.	Ø NW mm
Ø 63 mm		
FRS-VK 6-63/125	09355	125
FRS-VK 12-63/160	09336	160

For connection of up to 6 or 12 ventilation ducts FRS-R 63, with sound-absorbing cladding. The connector plate can be replaced with the inspection opening and rotated 90° for type 12-63.

Floor box set

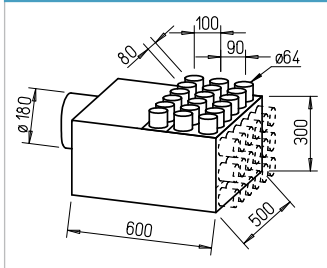


Floor box set²⁾

Type	Ref. no.
Ø 63 mm	
FRS-BKGS 2-63	09991

Floor box set consists of:
- 1 pc. floor box for grille connection DN 160
- 1 pc. floor grille made of brushed stainless steel with adjustable volume flow.

Distribution box 18-63

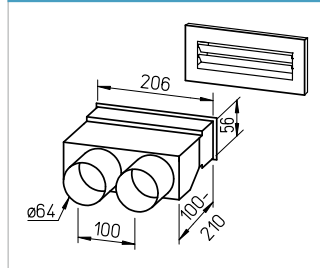


Distribution box 18-63¹⁾

Type	Ref. no.	Ø NW mm
Ø 63 mm		
FRS-VK 18-63/180	09364	180

For connection of up to 18 ventilation ducts FRS-R 63, with sound-absorbing cladding. The connector plate with the connectors can be replaced with the inspection opening and rotated 90°. This allows installation as a straight or 90° distributor.

Wall outlet set

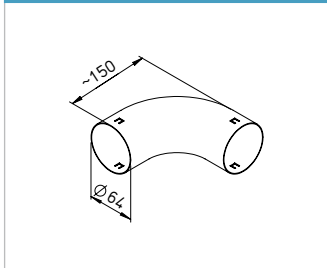


Wall outlet set, straight²⁾

Type	Ref. no.
Ø 63 mm	
FRS-WDS 2-63	09993

Wall outlet set consists of:
- Wall outlet with sliding connector
- Wall outlet white (FK-WA 200 W), 250 x 103 mm

Short bend 90°

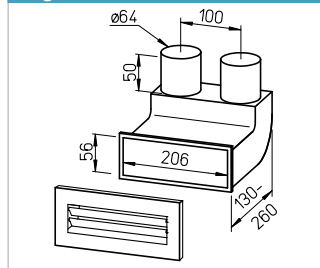


Short bend 90°

Type	Ref. no.
Ø 63 mm	
FRS-B 63	09348

Short bend 90° for bending radius < 2 x external duct diameter.

Angle bend set

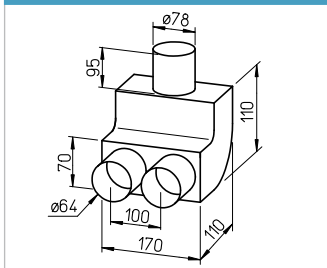


Angle bend set, 90°²⁾

Type	Ref. no.
Ø 63 mm	
FRS-WBS 2-63	09995

Angle bend set consists of:
- Angle bend with sliding connector
- Wall outlet white (FK-WA 200 W), 250 x 103 mm

Short bend 90°

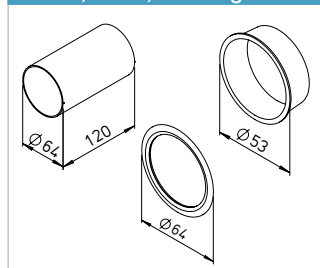


Short bend 90°

Type	Ref. no.
Ø 63 mm	
FRS-B 75/2-63	09341

Short bend 90° as transition from 1 x 75 mm to 2 hoses with 63 mm.

Sleeve, cover, seal ring



Sleeve, cover, seal ring

Type	Ref. no.	Unit
Ø 63 mm		
FRS-VM 63 Sleeve	09329	
FRS-VD 63 Cover	09330	10 pcs.
FRS-DR 63 Seal ring	09331	10 pcs.

Note: A seal ring (for IP66) must be used at every connection point (duct / duct, duct / moulded part). Please order corresponding number separately. Coating with lubricant is recommended for installation.

¹⁾ incl. 6 pcs. cover. ²⁾ incl. 1 pcs. cover.