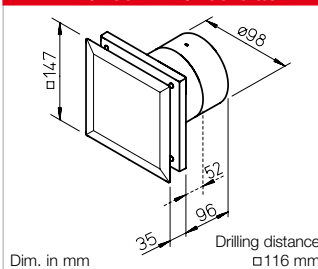


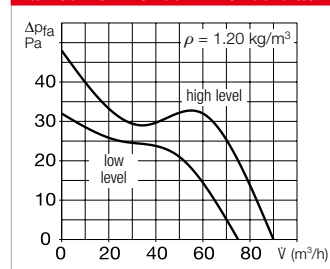
M1/100 and M1/100 black



Dim. M1/100 - M1/100 black



Fan curve M1/100 - M1/100 black



Premium class small room fans. The design and performance of the MiniVent M1/100 set new standards in the field of compact fans.

With its multi-award-winning design, MiniVent M1/100 blends in harmoniously in all environments. Even on the darkest tiles thanks to the deep black design version. The same applies to both models: The enclosed, well-designed facade completely prevents viewing of the fan clogging zone.

All M1/100 models come with 2 performance levels and tight-closing backdraught shutters as standard.





The noise level is extremely low thanks to Helios ultraSilence technology.

Available with turn-off delay mode and interval mode or barrier-free automatic functions, such as the presence detector or humidity control function. The humidity control function responds to the rate of humidity increase with intelligent electronics and effectively prevents mould formation.

Universally applicable for the ventilation of bathrooms, WCs and other small rooms.

Features

- Extremely low power consumption of just 5 Watts at $V = 75 \text{ m}^3/\text{h}$.
- Ultra quiet thanks to ultraSilence technology; just 25 dB(A) at $V = 75 \text{ m}^3/\text{h}$.
- Pressure performance: $60 \text{ m}^3/\text{h}$ volume flow at 31 Pa resistance. $90 \text{ m}^3/\text{h}$ free blowing, ΔP max. 45 Pa.
- In case of restricted space conditions, the M1/100 guide wheel can be easily removed. This reduces the installation depth from 96 to just 52 mm.
- Compact dimensions for universal flush-mounted installation in walls, shafts and ceilings with NW 100.
- All parts are made of high-quality plastic, colour: white or black.
- Ball bearings and motor are designed for continuous loads, constant output and lifelong functional reliability.
- Motor with thermal overload protection, maintenance-free and radio interference-free.
- Applicable in wet room zone 1 according to DIN VDE 0100-701.
- Electrical supply line can be surface or flush-mounted.
- Practical quick installation due to screwless connection terminals.

Type	M1/100	M1/100 black	M1/100 N/C	M1/100 N/C black	M1/100 F	M1/100 F black	M1/100 P	M1/100 P black
Ref. no.	06171	40770	06172	40771	06175	40772	06174	40773
Version	 Standard model with two speed levels		 Like M1/100, with codeable turn-off delay & interval model ¹⁾		 Like M1/100, with humidity control function ¹⁾⁴⁾		 Like M1/100, with presence detector ¹⁾	
Colour	white	black	white	black	white	black	white	black
Turn-off delay time, min. optional at high or low level	—		6, 10, 15, 21 adjustable		6, 12, 18, 24 adjustable ³⁾		6	
Interval mode, hours optional at high or low level	—		0, 8, 12, 24 adjustable		—		—	
Start-up delay approx. sec.	—		0, 45, 90, 120		0 or 45 ³⁾		—	
Inner shutter, removable	Yes		Yes		Yes		Yes	
Flow rate free blowing m^3/h	90 / 75		90 / 75		90 / 75		90 / 75	
Impeller Ø mm	92		92		92		92	
Speed min^{-1}	2650 / 2250		2650 / 2250		2650 / 2250		2650 / 2250	
Voltage / Frequency 50 Hz	230 V		230 V		230 V		230 V	
Power consumption W	9 / 5		9 / 5		9 / 5		9 / 5	
Rated current A	0.06 / 0.04		0.06 / 0.04		0.06 / 0.04		0.06 / 0.04	
Sound pressure level dB(A) at 3 m ²⁾	30 / 25		30 / 25		30 / 25		30 / 25	
Wiring diagram no.	915		917		919		918	
Electrical supply line NYM-O in mm ²	3 x 1.5		4 x 1.5		4 x 1.5		3 x 1.5	
Protection class II, protection category	IP45		IP45		IP45		IP45	
Max. air flow temperature	+40 °C		+40 °C		+40 °C		+40 °C	
Weight approx. kg	0.80		0.80		0.80		0.80	

¹⁾ All electronic functions optionally adjustable at high or low performance level.

²⁾ Free field conditions.

³⁾ For manual operation.

⁴⁾ Limit value 60, 70, 80, 90 % adjustable.

Beautiful and clean

Air flows into the M1 from all sides. The front facade is completely closed and elegantly conceals the bothersome clogging zone in conventional compact fans.

The M1 blends in harmoniously in all environments. The smooth-surfaced front facade always remains easy to maintain and clean.



Intelligent humidity control function

The humidity control function of type M1/100 F.. automatically activates the fan depending on the humidity increase rate. The turn-off delay time depends on the room humidity reduction. In case of constantly high humidity, the fan will automatically switch to interval mode.



Rapid connection

The electrical connection is enormously facilitated by a generously dimensioned, circumferential cable storage space on the back of the unit, the full rotatability of the casing and screwless terminals. Long-life ball bearings for 40.000 operating hours allow installation in any position, even directly in the ceiling.



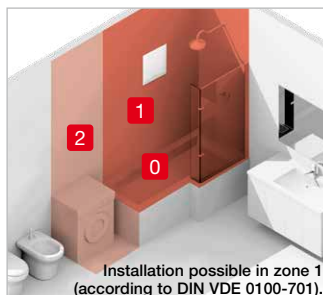
Flexible installation depth

The removeable guide wheel reduces the installation depth from 96 to 52 mm. Installation possible with or without backdraught shutters.



Applicable in wet room zone 1

MiniVent M1/100.. complies with jet water protection IPX5, insulation protection class II and may be used in zone 1 according to DIN VDE 0100-701.



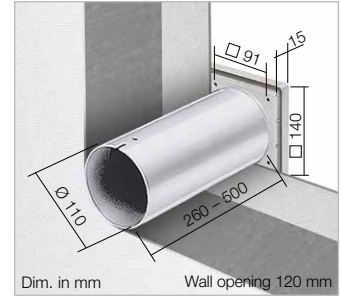
Wall mounting kit

WES 100 Ref. no. 00717

Two telescoping plastic ducts serve as the wall/feed duct; for flush-mounted installation.

External wall connection possible in two ways:


- Frame with three blades as an automatic shutter.
- Use of the frame with fixed grille. All parts made of high-quality plastic.



Telescopic wall sleeve

TWH 100 Ref. no. 06352

Like WES, but without shutter and grille.



Operating and speed switch 0-1-2 for standard model

MVB Ref. no. 06091

With functions On/Off, low and high speed.

Load capacity 3 A (ind.)

Voltage 230 V, 1~, 50/60 Hz

Protection category IP 30

Installation in standard flush-mounted box

Dimensions mm W 80 x H 80 x D 15

Weight approx. 0.1 kg



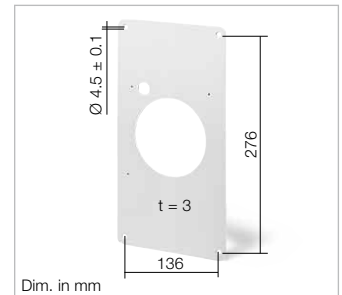
Mounting panel

MBR 90/160/300 Ref. no. 00281

Made of high-quality, impact-resistant plastic, colour: alpine white. Ideal for use in renovations.

All M1/100 models can be easily installed in existing, rectangular shaft openings with the mounting panel.

The panel can be fully painted or wallpapered in order to hide it.




Mounting flange

MF 100 Ref. no. 06188

MF 100 black Ref. no. 40817

For installation depth reduction in case of thin walls, narrow shafts and short bends. Also suitable for the installation of a drawcord switch (accessories). If required, multiple MF 100 can be connected to each other. Available in white and black.



Accessory details Page

Flexible ventilation ducts, roof outlets and ventilation grilles	565 ff.
Intake air elements	590 ff.

