

**RR EC 100**

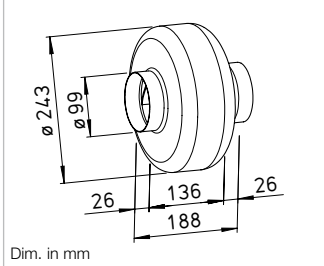


**SVR EC 100**



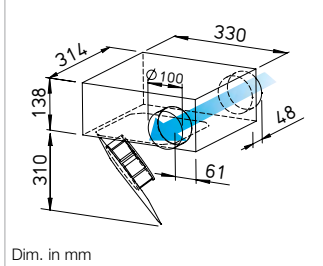
SlimVent – Slimline EC space saver w/ retractable motor-impeller unit.

**Dimensions RR EC 100**



Dim. in mm

**Dimensions SVR EC 100**



Dim. in mm

**Energy-saving EC circular duct fans for the delivery medium and small air volumes against high resistances.**

Specifically designed for direct insertion in duct systems. High pressure performance for overcoming friction losses, deflection losses and aggregate resistances. For various applications in commercial, industrial and residential areas.

**Special features**

- Highly efficient EC motor for the lowest operating costs.
- Low space requirement and minimal installation costs due to lie near throughflow.
- No need for elaborate deflectors.
- Connectors on inlet and outlet side correspond to standard duct Ø.
- Performance adjustment through 100% speed control.
- Can be used in any position.
- Wide range of accessories.
- Aerodynamically optimised casing design.

**Common features RR EC and SVR EC**

**Drive**

Energy-saving, speed-controllable EC external rotor motor in protection category IP44 with the highest level of efficiency. Maintenance-free and radio interference-free, ball bearing mounted.

**Motor protection**

Integrated electronic temperature monitoring system for EC motor and electronics.

**Installation**

No restrictions in any position (horizontal, vertical, diagonal) through corresponding installation for supply or extract ventilation. Installation in duct system, preferably away from the room to be ventilated for less noise.

**Description RR EC**

**Casing**

Made of galvanised steel sheet, robust for harsh operating conditions. Inlet and outlet side connection dimensions correspond to standard duct Ø.

**Power control**

Continuously variable speed control with internal (delivery) or external potentiometer or continuously variable speed control with universal control system (see table). Performance levels are shown in the performance curve as an example.

**Electrical connection**

Terminal box (IP54) on outside of casing.

**Impeller**

Centrifugal, with backward curved blades made of plastic. Dynamically balanced together with motor for low-noise operation, high level of efficiency.

**Protection category**

Protection category IP54 through inlet and outlet-side installation in a duct system which prevents the ingress of rainwater.

**Description SVR EC**

**Casing**

Flat casing in compact design made of galvanised steel sheet. Connectors and lip seal on inlet and outlet side for standard duct Ø. The retractable motor-impeller unit allows inspection and cleaning without dismantling components. The swivelling range must be considered for the inspection opening.

**Power control**

Continuously variable speed control with internal (delivery) or external potentiometer or continuously variable speed control with universal control system (see table). Performance levels are shown in the performance curve as an example.

**Electrical connection**

Terminal box (IP54) on external cable.

**Impeller**

Energy-saving centrifugal impeller with backward curved blades made of high-quality plastic. Dynamically balanced together with motor for low-noise operation.

**Protection category**

IP44 with connected duct system.

**Noise**

The total level and range are specified above the performance diagram for:

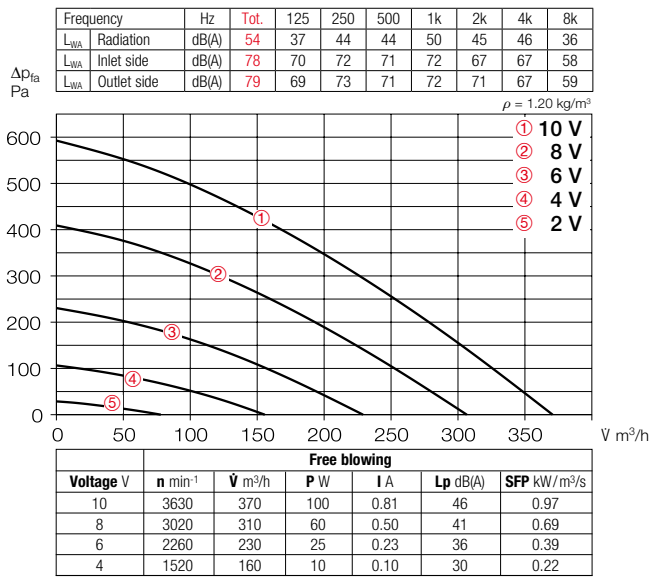
- Case-radiated sound power
- Inlet side sound power
- Outlet side sound power.

The case-radiated noise as sound pressure at 1 m (free field conditions) is also specified in the type table and the table below the performance curve.

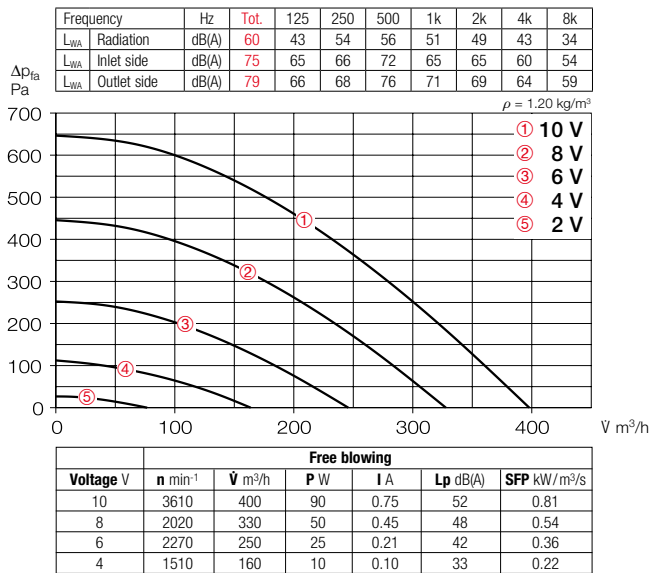
Type	Ref. no.	Connection Ø	Flow rate Free blowing	Rated speed	Sound press. case radiation	Power consum.	Current consum.	Wiring diagram	Max. air flow temp.	Wgt net appr.	Universal control system		Speed potentiometer					
											Type	Ref. no.	Type	Ref. no.	Type	Ref. no.		
			mm	V m <sup>3</sup> /h	min <sup>-1</sup>	dB(A) in 1 m	kW	A	No.	+ °C	kg	Type	Ref. no.	Type	Ref. no.	Type	Ref. no.	
<b>Type RR EC, Single-phase alternating current, 230 V, 50/60 Hz, EC motor, IP44</b>																		
RR EC 100	05804	100	370	3640	46	0.10	0.80	979	60	2.5	EUR EC <sup>1)2)</sup>	01347	PU 10 <sup>1)</sup>	01734	PA 10 <sup>1)</sup>	01735		
<b>Type SVR EC, Single-phase alternating current, 230 V, 50/60 Hz, EC motor, IP44</b>																		
SVR EC 100	06124	100	390	3600	52	0.090	0.76	979	60	5.3	EUR EC <sup>1)2)</sup>	01347	PU 10 <sup>1)</sup>	01734	PA 10 <sup>1)</sup>	01735		

<sup>1)</sup> Multiple EC fans can normally be connected. <sup>2)</sup> alternative electronic diff. pressure/ temperature controller (EDR/ETR, No. 01437/01438) or three level speed switch (SU/SA, No. 04266/04267), see accessories.

**Performance curves RR EC 100**



**Performance curves SVR EC 100**




**Other accessories Page**

- Filters, heating elements and silencers 481 ff.
- Temperature control systems for heating elements 487, 491 ff.
- Flexible ventilation ducts, ventilation grilles, fittings, roof outlets 561 ff.
- Disc valves 582 ff.
- Universal control system, electronic controllers, speed potentiometer 613 ff.

**Accessories**

**Pipe clamp connectors**

**BM 100** Ref. no. 05075  
For structure-borne noise-free connection of fan and piping and for suspension (1 set = 2 pcs). Mount ventilation duct and fan connector at a distance and fold sleeve over during installation.



**Mounting bracket for RR EC**

**MK 4** Ref. no. 05824



**External wall shutter**

**VK 100** Ref. no. 00757  
Automatic made of plastic, white.



**External wall cover grille**

**G 100** Ref. no. 00796  
Made of plastic, white.



**Protection grille**

**SGR 100** Ref. no. 05063  
For inlet and outlet side installation. Made of powder-coated steel wire.



**Duct shutter**

**RSKK 100** Ref. no. 05106  
Automatic, made of plastic



**Flexible cross talk silencer**

**FSD 100** Ref. no. 00676  
Made of aluminium pipe with double-sided plug-in connectors. Sound insulation lining 50 mm thick, installation length 1 m.



**Air filter box**

**LFBR 100 Coarse 70%\*** 08576  
**LFBR 100 ePM1 50%\*** 08530  
Air filter with large surface area, for installation in pipeline.



**Electric heating element**

**EHR-R 0.4/100** 0.4 kW No. 08708  
In duct casing made of galvanised steel sheet.



**Temperature control system for electric heating element**

**EHR-R**  
**EHS** Ref. no. 05002



**Warm water heating element**

**WHR 100** Ref. no. 09479  
Compact heat exchanger for installation in duct system.



**Temperature control system for warm water heating element**

**WHST 300 T38** Ref. no. 08817

\* See product page 484 for detailed description.