


RR 160



Efficiency class

C RR 160 B + accessories*

B RR 160 C + accessories*

RRK 160



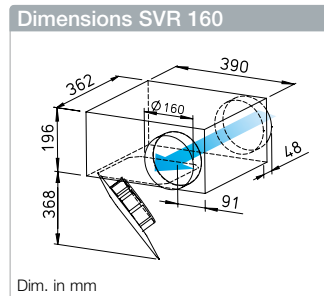
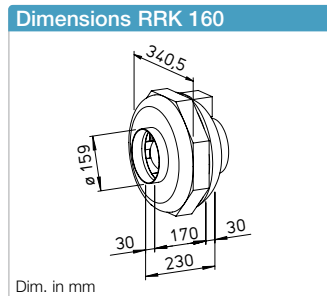
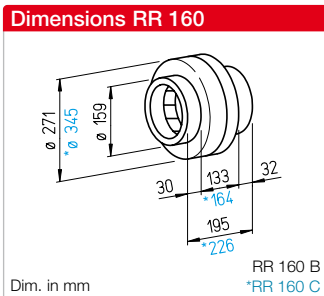
Alternative in corrosion-resistant and impact-resistant plastic casing.

SVR 160



SlimVent – Slimline space saver with retractable motor-impeller unit.

- **Power control**
From 0 – 100 % possible using electronic controller or step transformer (see table).
- **Electrical connection**
Terminal box (IP44) on outside of casing.
- **Impeller**
Centrifugal, with backward curved blades made of plastic. Directly pressed on motor and dynamically balanced as a unit. Low-noise, high level of efficiency.



- **Protection category**
IP44

Description SVR

- **Casing**
Flat casing in compact design made of galvanised steel sheet. Connectors and lip seal on inlet and outlet side for standard duct Ø. The retractable motor-impeller unit allows inspection and cleaning without dismantling components. The swivelling range must be considered for the inspection opening.

For the delivery of medium and small air volumes against high resistances.

Specifically designed for direct insertion in duct systems. High pressure performance for overcoming friction losses, deflection losses and aggregate resistances. For various applications in commercial, industrial and residential areas.

- **Special features**
 - Low space requirement and minimal installation costs due to linear throughflow.
 - No need for elaborate deflectors.
 - Connectors on inlet and outlet side correspond to standard duct Ø.
 - Performance adjustment through 100% speed control.
 - Can be used in any position.
 - Wide range of accessories.
 - Aerodynamically optimised casing design.

Common features

- **Motor**
Enclosed, ball bearing mounted external rotor motor with humidity protection, insulation class F, for continuous operation, maintenance-free and radio interference-free.

- **Motor protection**
Through built-in thermal contacts wired in series to the winding, automatic deactivation and reactivation after cooling.

- **Installation**
No restrictions in any position (horizontal, vertical, diagonal) through corresponding installation for supply or extract ventilation (exception: SVR must not be installed with the retractable motor-impeller unit upward). Installation in duct system, preferably away from the room to be ventilated for less noise.

- **Noise**
See page 398.

Description RR

- **Casing**
Made of galvanised steel sheet, robust for harsh operating conditions. Inlet and outlet side connection dimensions correspond to standard duct Ø.

- **Power control**
From 0 – 100 % possible using electronic controller or step transformer (see table) or two level operation with type DS 2/2 (accessories).
DS 2/2 Ref. no. 01267

- **Electrical connection**
Terminal box (IP54) on outside of casing.

- **Impeller**
Centrifugal, with backward curved blades made of plastic. Directly pressed on motor and dynamically balanced as a unit. Low-noise, high level of efficiency.

- **Protection category**
Protection category IP44 through inlet and outlet-side installation in a duct system which prevents the ingress of rainwater.

Description RRK

- **Casing**
All components made of corrosion-resistant and impact-resistant plastic. Six built-in guide blades additionally increase the level of efficiency. Colour: Silver-grey.

- **Power control**
From 0 – 100 % possible using electronic controller or step transformer (see table) or two level operation with type DS 2/2 (accessories).
DS 2/2 Ref. no. 01267

- **Electrical connection**
Terminal box (IP54) mounted to external cable.

- **Impeller**
Energy-saving centrifugal impeller with backward curved blades made of high-quality plastic. Dynamically balanced for low-noise operation.

- **Protection category**
IP44 with connected duct system.

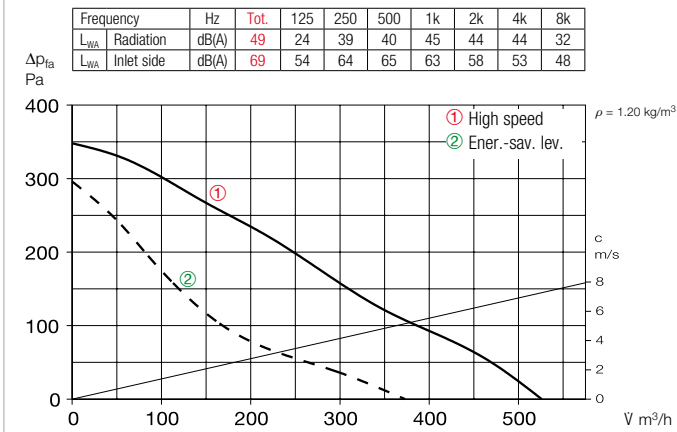
Type	Ref. no.	Flow rate Free blowing	Rated speed	Sound press. case radiation	Power consum.	Power consump.		Wiring diagram	Max air flow temp.		Wgt net aprx.	Transformer speed controller 5-step	Electronic ³⁾ Speed controller, cont. var. flush-mount. / surf-mount.		
						at rated voltage	with control		at rated voltage	with control			Type	Ref. no.	Type
		V m ³ /h	min ⁻¹	dB(A) in 1 m	W	A	A	No.	+ °C	+ °C	kg	Type	Ref. no.	Type	Ref. no.
Type RR, Single-phase alternating current, 230 V, 50 Hz, Capacitor motor, IP44															
RR 160 B ¹⁾	05656	530 ¹⁾ /370	2540 ¹⁾ /1695	42	62 ¹⁾ /40	0.27 ¹⁾ /0.18	0.27	934.1	60	60	3.2	TSW 0.3	03608	ESU 1 / ESA 1	00236 / 00238
RR 160 C ¹⁾	05657	870 ¹⁾ /610	2480 ¹⁾ /1580	49	101 ¹⁾ /64	0.44 ¹⁾ /0.28	0.44	934.1	65	65	4.3	TSW 1.5	01495	ESU 1 / ESA 1	00236 / 00238
Type RRK, Single-phase alternating current, 230 V, 50 Hz, Capacitor motor, IP44															
RRK 160	05976	500	2380	32	53	0.24	0.24	508	70	60	2.7	TSW 0.3	03608	ESU 1 / ESA 1	00236 / 00238
Type SVR, Single-phase alternating current, 230 V, 50 Hz, Capacitor motor, IP33															
SVR 160 K ²⁾	02672	450/310 ²⁾	2550/1740 ²⁾	45/37 ²⁾	61/42 ²⁾	0.26/0.19 ²⁾	0.25	934.1	60	60	6.7	TSW 1.5	01495	ESU 1 / ESA 1	00236 / 00238

¹⁾ Type with high speed; with additional energy-saving level as standard (see performance diagram). ²⁾ Values refer to the two performance levels (see performance diagram).

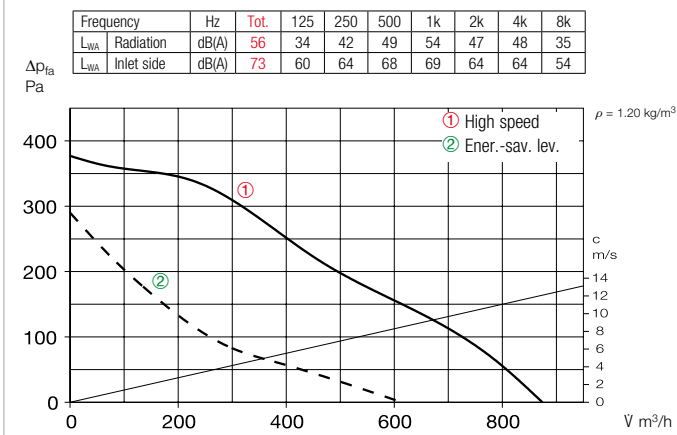
³⁾ Transformer control units must be provided in noise-relevant cases. Electronic phase angle control can cause disturbing magnetisation humming.

* See ErP product data sheet at www.HeliosSelect.de.

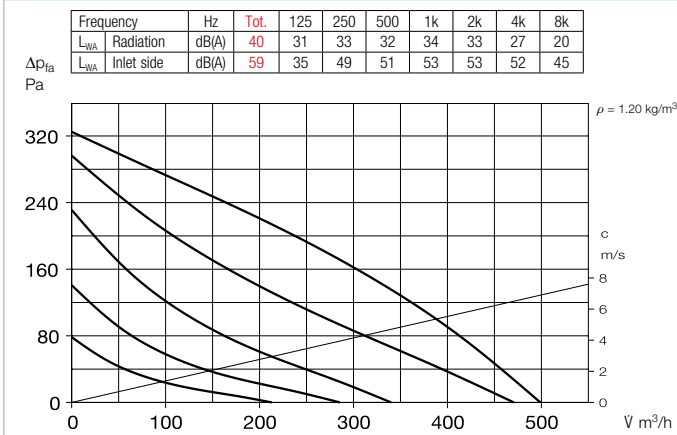
Performance curves RR 160 B



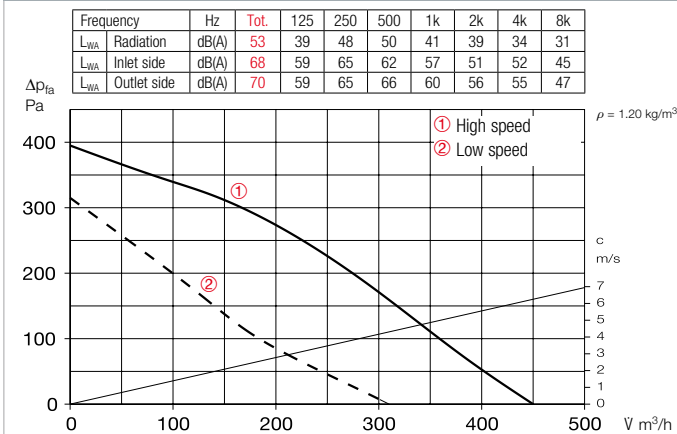
Performance curves RR 160 C



Performance curves RRK 160




Performance curves SVR 160 K



Accessories

Pipe clamp connectors

BM 160 Ref. no. 05077
For structure-borne noise-free connection of fan and piping and for suspension (1 set = 2 pcs). Mount ventilation duct and fan connector at a distance and fold sleeve over during installation.



Mounting bracket for RR

MK 4 Ref. no. 05824

Mounting bracket for RRK

MK 2 Ref. no. 05822

Made of galvanised steel sheet.



External wall shutter

VK 160 Ref. no. 00892

Automatic made of plastic, white.



External wall cover grille

G 160 Ref. no. 00893

Made of plastic, white.



Protection grille

SGR 160 Ref. no. 05069

For inlet and outlet side installation. Made of galvanised steel.



Duct shutter

RSK 160 Ref. no. 05669

Automatic, made of metal.



Flexible cross talk silencer

FSD 160 Ref. no. 00678

Made of aluminium pipe with double-sided plug-in connectors. Sound insulation lining 50 mm thick, installation length 1 m.



Air filter box

LFBR 160 Coarse 70%* 08578

LFBR 160 ePM1 50%* 08532

Air filter with large surface area, for installation in pipeline.



Electric heating element

EHR-R 1.2/160 1.2 kW No.09434

EHR-R 2.4/160 2.4 kW No.09435

EHR-R 5/160 5.0 kW No.08710

– with integrated temp. control

EHR-R 2.4/160 TR 2.4 kW No.05294

Room or duct sensor (TFK/TRF, Accessories) required.



Temperature control system for electric heating element

EHR-R

EHS Ref. no. 05002



Warm water heating element

WHR 160 Ref. no. 09481

Compact heat exchanger for installation in duct system.



Temperature control system for warm water heating element

WHST 300 T38 Ref. no. 08817

* See product page 484 for detailed description.