AMD and AMW 225

Dimensions AMD and AMW 225

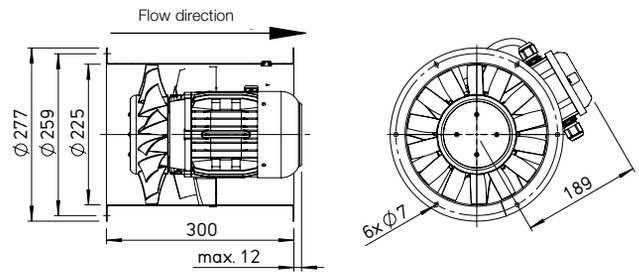

Dim. in mm

Casing
Duct with double-sided flange DIN 24155 p. 3. Made of galvanised steel sheet, fixed guide wheel with inner hub for mounting the flange motor.

Impeller / guide wheel
Impeller with 3D profiled blades and integrated flow geometry made of high-quality plastic. An optimised guide wheel made of galvanised steel is connected to the impeller. The impeller and guide wheel are efficiency-optimised and pressure-optimised for high volume flows by means of CFD. Dynamically balanced in accordance with ISO 21940-11. Operating range –30 to +60 °C.

Drive
Directly through maintenance-free flange motor. Closed design type IP54. Aluminium casing with cooling fins. Radio interference-free, sealed ball bearings. With condensate drain holes upon request and the installation method must be indicated when placing the order. Tropicalised winding with moisture proof coating upon request.

Power control
The voltage-controllable types are identified in the “Current consumption with control mode” column with a value which must be observed when determining the controller (see “speed controller” column). The flow rates are shown in the performance diagram. The planned use of a frequency inverter without a sine filter should be indicated when placing the order. This requires a change of fan version and additional costs, if necessary.

Electrical connection
Standard terminal box (protection category IP55) on outside of duct.

Installation
Installation possible in any position. Condensate drain holes in the motor depending on usage are possible upon request.

Motor protection
All types are equipped with thermal contacts. These should be wired with the motor protection circuit breaker (see type table) for effective motor protection.

Noise levels
See performance diagram. The sound power and sound pressure at 4 m distance under free field conditions are specified for the average operating point on the inlet/outlet side. See page 14 f for noise emissions and room acoustics.

Reference	Page
Selection table	231
Planning information	14 ff.

Special design
Different voltage, frequency, protection category, higher air flow temperature and acid protection upon request.

Other accessories	Page
Installation accessories	278 ff.
Silencers	496 ff.
Switching and control technology	601 ff.

Type	Ref. no.	Speed	Flow rate free blowing	Power consump.	Voltage	Current consumption at rated voltage	Current consumption with control	Wiring diagram	Max. air flow temp. at rated voltage	Max. air flow temp. with control	Weight net	Speed controller 5-step Type	Speed controller 5-step Ref. no.	Frequency inverter with integrated sine filter Type	Frequency inverter with integrated sine filter Ref. no.
		min⁻¹	V̇ m³/h	kW	V	A	A	No.	+ °C	+ °C	aprx. kg				
Single-phase alternating current.50 Hz, protection category IP54															
AMW 225/4	02242	1425	965	0.06	230	0.3	0.3	966.1	60	40	8.7	**MWS 1.5** [1]	01947	—	
AMW 225/2	02243	2750	1955	0.26	230	1.2	1.4	966.1	60	40	9.0	**MWS 1.5** [1]	01947	—	
Three-phase current, 50 Hz, protection category IP54															
AMD 225/4	02244	1430	960	0.06	400	0.2	0.25	469	60	40	8.3	**RDS 1** [1]	01314	—	
AMD 225/2	02245	2760	1950	0.25	400	0.6	0.65	469	60	40	8.8	**RDS 1** [1]	01314	—	

[1] incl. motor protection circuit breaker.

Performance curves AMD and AMW 225/2

Frequency		Hz	Tot.	125	250	500	1k	2k	4k	8k
L_{WA}	Air noise	dB(A)	74	45	57	67	69	69	65	58
$L_{PA,\ 4m}$	Air noise	dB(A)	54	25	37	47	49	49	45	38

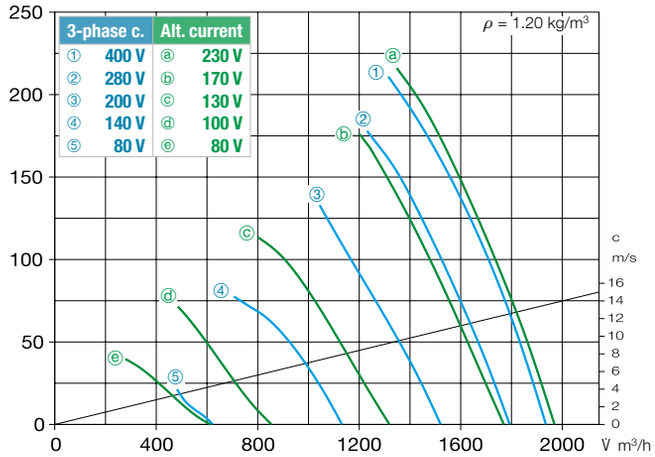

Performance curves AMD and AMW 225/4

Frequency		Hz	Tot.	125	250	500	1k	2k	4k	8k
L_{WA}	Air noise	dB(A)	59	35	49	53	54	52	45	35
$L_{PA,\ 4m}$	Air noise	dB(A)	39	15	29	33	34	32	25	15

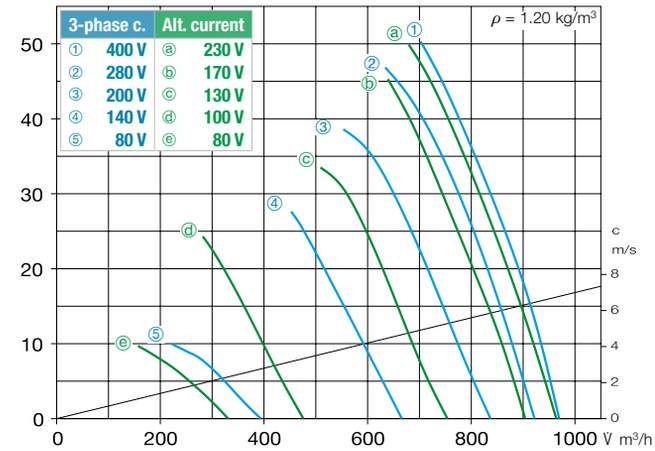

* Three-phase current noise data. Alternating current noise data see www.HeliosSelect.de.

Accessories AMD and AMW 225

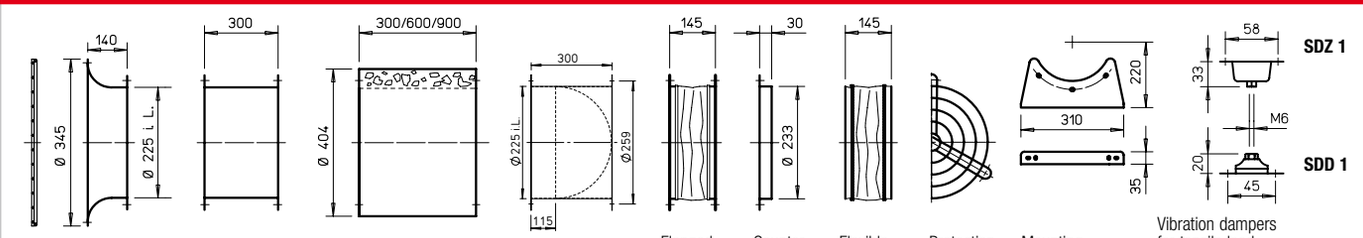

Intake nozzle with prot. grille **ASD-SGD 225** No. 01413

Extension duct **VR 225** No. 01401

Duct silencer **RSD 225/..**

Duct shutter, automatic **RVS 225** No. 02591

Flanged flexible connector **STS 225** No. 01218

Counter flange **FR 225** No. 01201

Flexible connecting sleeve **FM 225** No. 01671

Protection grille duct side **SG 225** No. 01215

Mounting brackets **MK 225** (1 Set = 2 pcs) No. 01446

Vibration dampers for tensile load **SDZ 1*** (1 set = 4 Pc) No. 01454
Vibration dampers for compression load **SDD 1*** (1 set = 4 Pc) No. 01452

[a] Shutter, motorised see Accessories product pages. * Type assignment see table, last column.

	Motor protection circuit breaker for connecting built-in thermal contacts		Vibration dampers			
			Compression		Tension	
	Type	Ref. no.	**Type**	Ref. no.	**Type**	Ref. no.
	MW	01579	**SDD 1**	01452	**SDZ 1**	01454
	MW	01579	**SDD 1**	01452	**SDZ 1**	01454
	MD	05849	**SDD 1**	01452	**SDZ 1**	01454
	MD	05849	**SDD 1**	01452	**SDZ 1**	01454