

Description for all types

■ **Casing**

With motor mount made of galvanized steel sheet.

■ **Impeller**

High performance characteristics with profiled blades made of plastic, dynamically balanced. Different for explosion-proof types.

■ **Angle of attack**

The impeller blades can be adjusted for optimal operating point coverage (except for explosion-proof types). The angle of attack is adjusted (according to the order) and fixed at the factory. The motor is assigned using the maximum power according to the information in the table below. The specified angle of attack must not be exceeded.

■ **Drive**

Closed design type IP55 or IP54. Maintenance-free and radio interference-free. Tropicalised winding with moisture proof coating. Different for explosion-proof types.

■ **Motor protection**

All types (except for pole-changeable and explosion-proof types, see page 180) are equipped with thermal contacts or PTC thermistors and must be protected by means of the following motor protection devices according to the footnotes the table:
⁴⁾MSA, Ref. no. 01289 (for PTC thermistor temperature sensor)
⁵⁾M 4, Ref. no. 01571
 All other types must be protected by means of on-site a motor protection circuit breaker.

■ **Electrical connection**

Terminal box in protection category IP54 mounted on motor.

■ **Protection grille**

Hot-dip galvanised for AVD DK as standard in accordance with DIN EN ISO 13857.

■ **Power control**

Partly through voltage reduction, see "Transformer speed controller" column. Regulated performance performance curve upon request. Frequency inverter possible for all types (except for pole-changeable and explosion-proof types). The planned use of a frequency inverter without a sine filter should be indicated when placing the order. This requires a change of fan version and additional costs, if necessary.

■ **Reverse operation**

All types are reversible using a reverser switch. Performance reduction of approx. 1/3 in abnormal flow direction.

■ **Installation**

Installation possible in any position, but be aware of any condensate drain holes depending on usage.

■ **Dimensions**

Pole-changeable and explosion-proof types may differ from the above information. Motor lengths may vary. Take note of dim. B protrusion.

■ **Noise levels**

The sound power values over the frequency and as total levels are indicated above the performance diagrams. Different for explosion-proof types.

Speed min ⁻¹	Flow rate free blowing V m ³ /h	Rated motor power (output)* kW	Voltage V	Current consump. Rat. volt./ (control)* A	Max. position ° deg.	Wiring dia- gram No.	Max. air flow temp. + °C	Wgt net aprx.** kg	Design type							
									AVD DK incl. protection grille	Ref. no.	Dim. B Motor protr. in mm	AVD RK	Ref. no.	Dim. B Motor protr. in mm	Transformer speed controller 5-step, pole changing switch	Type
Three-phase current, 50 Hz, Squirrel-cage rotor, protection category IP54																
1445	33450	4.00*	400/690	8.3*	26	776	40	101	AVD DK 800/4/.. ⁴⁾	05311	210	AVD RK 800/4/.. ⁴⁾	06960	210	—	
1450	39130	5.5*	400/690	11*	33	776	40	115	AVD DK 800/4/.. ⁴⁾	05312	290	AVD RK 800/4/.. ⁴⁾	06961	290	—	
Two-speed, three-phase current, 400 V, 50 Hz, protection category IP55																
775/920	15720/18670	0.40/0.75*	400/400	1.1/2.3*	22	520	40	70	AVD DK 800/6/6.. ⁵⁾	05307	125	AVD RK 800/6/6.. ⁵⁾	06956	125	RDS 4 ²⁾	01316
Pole-changeable, 2 speeds, three-phase current, 50 Hz, protection category IP54																
695/1400	10020/20180	0.37/1.50*	400/400	1.3/3.7*	12	471	40	95	AVD DK 800/8/4.. ¹⁾	05319	135	AVD RK 800/8/4/.. ¹⁾	06968	135	PDA 12 ³⁾	05081
Explosion-proof, II 2G Ex h IIB + H₂ T3 Gb, Motor Ex e, three-phase current 400 Volt, 50 Hz, protection category IP55																
695	17190	0.55*	400	2.2*	32	470	40	81	AVD DK 800/8 Ex/..	05326	140	AVD RK 800/8 Ex/..	06974	140	not permitted	
960	20340	0.95*	400	2.7*	23	470	40	90	AVD DK 800/6 Ex/..	05329	105	AVD RK 800/6 Ex/..	06976	105	not permitted	
965	26710	1.9*	400	5.1*	35	470	40	132	AVD DK 800/6 Ex/..	05330	165	AVD RK 800/6 Ex/..	06977	255	not permitted	
1420	31900	3.60*	400/690	8.1*	24	498	40	115	AVD DK 800/4 Ex/..	05332	210	AVD RK 800/4 Ex/..	06978	210	not permitted	
1450	36820	5.00*	400/690	10.1*	30	498	40	143	AVD DK 800/4 Ex/..	05333	290	AVD RK 800/4 Ex/..	06979	290	not permitted	

* Motor ratings, Ex see information p. 20.

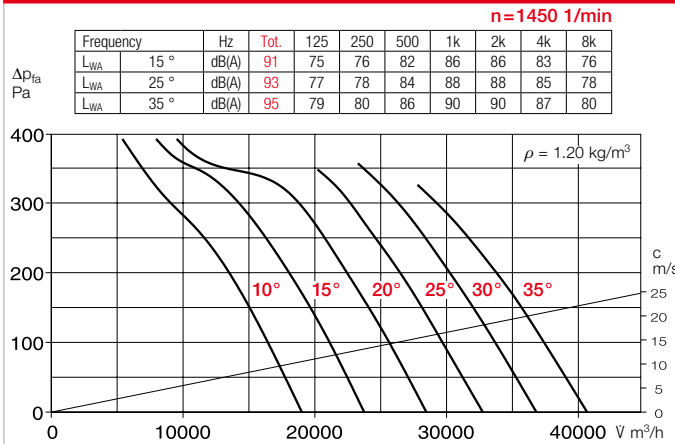
¹⁾ Dahlander winding.

²⁾ Incl motor protection circuit breaker.

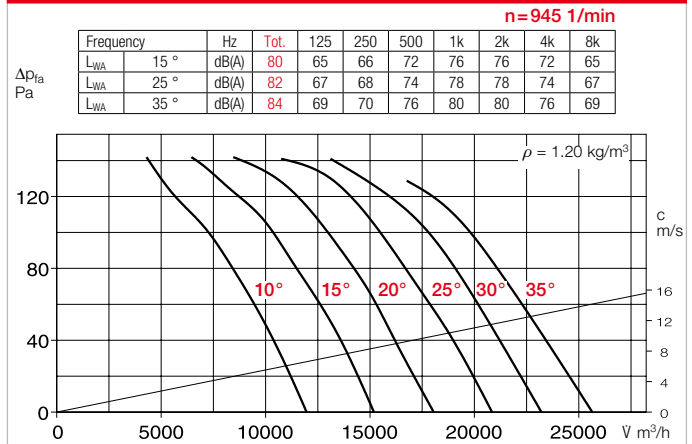
³⁾ Flush-m. version see Switch product page.

⁴⁾ and ⁵⁾ Motor protection devices, see description "Motor protection".

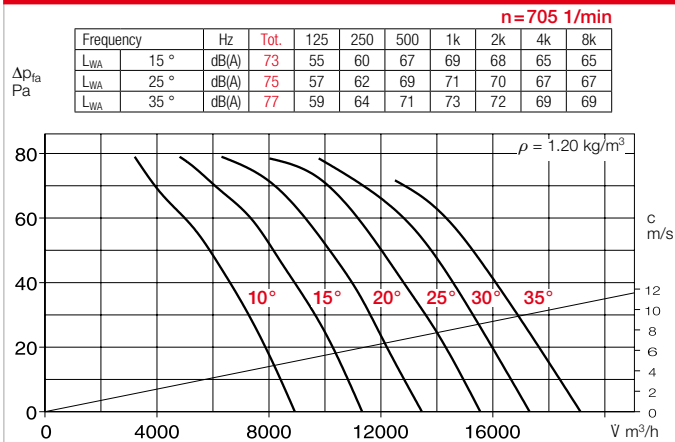
Performance curves 800/4



Performance curves 800/6



Performance curves 800/8



Accessories for AVD RK 800 Description see page 276 ff.

<p>Intake nozzle with prot. grille ASD-SGD 800 No. 01424</p>	<p>Extension duct VR 800 No. 01412</p>	<p>Duct silencer RSD 800/..</p>	<p>Duct shutter, automatic RVS 800^{a)} No. 02602</p>	<p>Flanged flexible connector STS 800^{b)} No. 01233</p>	<p>Counter flange FR 800 No. 01198</p>	<p>Flat flange FF 800 No. 04951</p>	<p>Protection grille duct side SG 800 No. 01245</p>	<p>2 mounting brackets 1 x MK 800 (= 2 pcs) No. 01373</p>	<p>Mounting ring for vertical attachment MRV 800 No. 01744</p>
---	---	--	--	---	---	--	--	--	---

^{a)} Shutter, motorised see Accessories product pages.

^{b)} See below for types for explosion-proof fans.

Elec. speed controller, continuously variable Frequency inverter with sine filter		Vibration damper Nominal size SDD/SDZ	
Type	Ref. no.	Type	Ref. no.
FU-BS 10^{a)}	05462	..2/..2	01453/01455
FU-BS 14^{a)}	05463	—	—
EDS 5^{a)}	00501	..2/..2	01453/01455
—	—	..2/..2	01453/01455
not permitted	—	..2/..2	01453/01455
not permitted	—	..2/..2	01453/01455
not permitted	—	..2/..2	01453/01455
not permitted	—	..2/..2	01453/01455
not permitted	—	..2/..2	01453/01455

Reference	Page
Techn. description	180
Selection table	181
Planning information	14 ff.
Special design	
Different voltage, protection category, air flow direction, higher air flow temperature, acid protection and impeller made of cast aluminium upon request.	
The technical information on p. 19 ff. must be observed.	

Other accessories	Page
^{b)} Access. for expl.-proof fans	
Flanged flexible connector STS 800 Ex	Ref. no. 02511
Silencers	494 ff.
Shutters and ventilation grilles	561 ff.
Speed controllers, controllers and switches	599 ff.