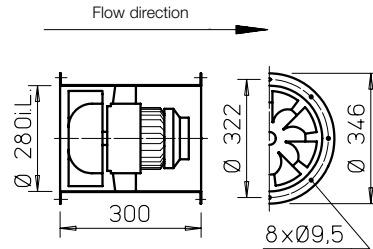


**VAR 280**



Also available in version:

**Dimensions VAR 280**



Dim. in mm

**■ Casing**

Duct with double-sided flange DIN 24155 p. 3. Made of galvanised steel sheet, fixed guide wheel with inner hub for mounting the flange motor.

**■ Impeller**

Optimised for high pressure and volume performance. Special development with spatially curved blades made of high-quality plastic.

**■ Drive**

Directly through maintenance-free flange motor. Closed design type IP54. Aluminium casing with cooling fins. Radio interference-free, sealed ball bearings. Tropicalised winding with moisture proof coating. With condensate drain holes upon request (except for explosion-proof types), and the installation method must be indicated when placing the order.

**■ Power control**

The voltage-controllable types are identified in the "Current consumption with control mode" column with a value which must be observed when determining the controller (see Speed controller column). The flow rates are shown in the performance diagram. The planned use of a frequency inverter without a sine filter should be indicated when placing the order. This requires a change of fan version and additional costs, if necessary. Explosion-proof types are not controllable.

**■ Electrical connection**

Standard terminal box (protection category IP55) on outside of duct.

**■ Installation**

Installation possible in any position; but be aware of any condensate drain holes depending on usage.

**■ Motor protection**

All types (except for 3~ explosion-proof) are equipped with thermal contacts. These should be wired with the motor protection circuit breaker (see type table) for effective motor protection. For 1~ explosion-proof types, the thermal contacts are wired in series with the winding, automatic deactivation and re-activation after cool down. Motors without thermal contacts must be protected by means of on-site a motor protection circuit breaker.

**■ Noise levels**

See sound power information above performance diagram. The lower sound pressure value can be determined using the diagram on the "Technical information" page. See page 14 f for noise emissions and room acoustics.

**■ Reference**

Techn. description	Page
Selection table	254
Planning information	255
	14 ff.

**Special design**

Different voltage, frequency, protection category, higher air flow temperature and acid protection upon request.

The technical information on p. 19 ff. must be observed.

Type	Ref. no.	Speed min <sup>-1</sup>	Flow rate free-blow. V m <sup>3</sup> /h	Power consump.* kW	Voltage V	Current consumption*		Wiring diagram No.	Max. air flow temp.		Weight net ca. kg	Speed controller 5-step Pole chang. switch		Motor protection circuit breaker for connecting built-in thermal contacts		Vibration dampers	
						at rated voltage A	with control A		at rated voltage +°C	with control +°C		Type	Ref. no.	Type	Ref. no.	Compr. Type	Tens. Type
<b>Single-phase alternating current 50 Hz, protection category IP54</b>																	
<b>VAR 280/4</b>	06672	1330	1600	0.11	230	0.50	0.60	966	60	40	12.0	<b>MWS 1.5</b> <sup>1)</sup> 01947	<b>MW</b>	01579	<b>SDD 1</b>	<b>SDZ 1</b>	
<b>VAR 280/2</b>	06659	2715	3350	0.79	230	3.70	4.90	967	60	40	14.0	<b>MWS 7.5</b> <sup>1)</sup> 01950	<b>MW</b>	01579	<b>SDD 1</b>	<b>SDZ 1</b>	
<b>Three-phase current, 50 Hz, protection category IP54</b>																	
<b>VARD 280/4</b>	06673	1370	1650	0.12	400	0.35	0.35	469	60	40	12.0	<b>RDS 1</b> <sup>1)</sup> 01314	<b>MD</b>	05849	<b>SDD 1</b>	<b>SDZ 1</b>	
<b>VARD 280/2</b>	06674	2705	3315	0.80	400	1.52	1.64	469	60	40	13.5	<b>RDS 2</b> <sup>1)</sup> 01315	<b>MD</b>	05849	<b>SDD 1</b>	<b>SDZ 1</b>	
<b>Pole-changeable, 2 speeds (Dahlander winding <math>\gamma/\gamma</math>), Three-phase current, 50 Hz, protection category IP54</b>																	
<b>VARD 280/4/2</b>	06775	1405/2810	1760/3500	0.14/0.91	400	0.44/1.78	–	472	60	–	16.0	<b>PDA 12</b> <sup>3)</sup> 05081	<b>M 3</b> <sup>2)</sup>	01293	<b>SDD 1</b>	<b>SDZ 1</b>	
<b>Ex Explosion-proof, II 2G Ex h IIB T3 Gb, Motor Ex d, alternating current 230 Volt, 50 Hz, protection category IP55</b>																	
<b>VAR 280/4 Ex</b>	06737	1330	1720	0.18	230	1.25	–	757	40	–	14.0	not permitted	–	–	<b>SDD 1</b>	<b>SDZ 1</b>	
<b>Ex Explosion-proof, II 2G Ex h IIB + H<sub>2</sub> T3 Gb, Motor Ex e, three-phase current 400 Volt, 50 Hz, protection category IP55</b>																	
<b>VARD 280/4 Ex</b>	06675	1355	1820	0.12	400	0.37	–	470	40	–	16.0	not permitted	not permitted	–	<b>SDD 1</b>	<b>SDZ 1</b>	
<b>VARD 280/2 Ex</b>	06676	1860	3720	0.75	400	1.65	–	470	40	–	18.0	not permitted	not permitted	–	<b>SDD 1</b>	<b>SDZ 1</b>	

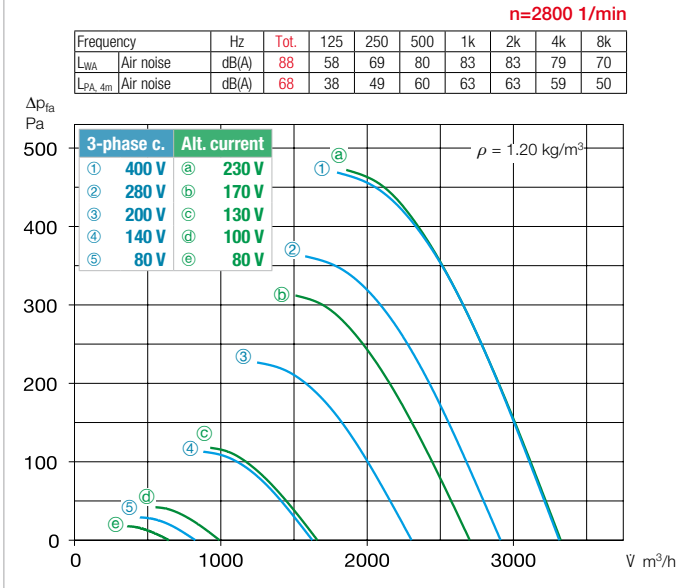
\* For Ex types: Motor ratings see information on page 20.

<sup>1)</sup> incl. motor protection circuit breaker. <sup>2)</sup> includes operating and speed switch.

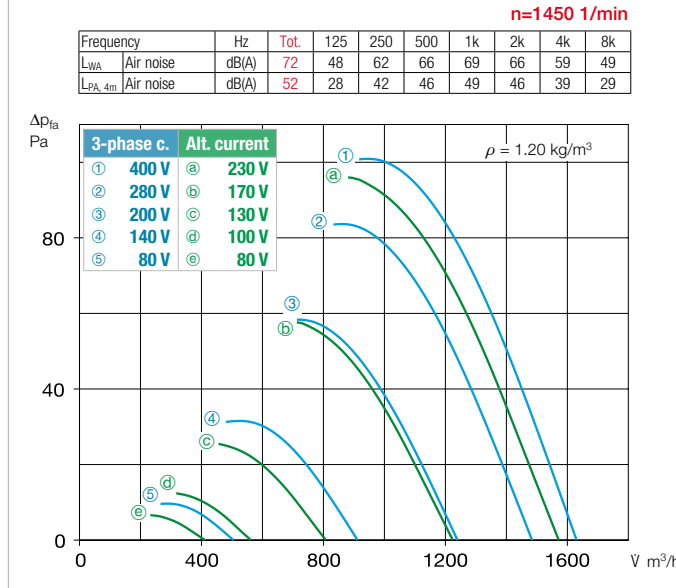
<sup>3)</sup> Flush-m. version see Switch product page.

<sup>4)</sup> Frequency inverter with integrated sine filter, Type FU-BS 2.5, No. 05459, see product page FU.

## Performance curves VAR 280/2



## Performance curves VAR 280/4



## Accessories VAR 280 Description see page 276 ff.

 <b>ASD-SGD 280</b> No. 01415	 <b>VR 280</b> No. 01403	 <b>RSD 280/..</b>	 <b>RVS 280<sup>a)</sup></b> No. 02593	 <b>STS 280<sup>b)</sup></b> No. 01231	 <b>FR 280</b> No. 01214	 <b>FF 280</b> No. 04942	 <b>FM 280<sup>b)</sup></b> No. 01673	 <b>SG 280</b> No. 01428	 <b>MK 280</b> (1 Set = 2 pcs) No. 01447	 <b>SDZ 1</b> (1 set = 4 Pc) No. 01454  <b>SDD 1</b> (1 set = 4 Pc) No. 01452
-------------------------------------	--------------------------------	-----------------------	--	--	--------------------------------	--------------------------------	---	--------------------------------	---	--

Vibration dampers for tensile load  
**SDZ 1** (1 set = 4 Pc) No. 01454  
 Vibration dampers for compression load  
**SDD 1** (1 set = 4 Pc) No. 01452

<sup>a)</sup> Shutter, motorised see Accessories product pages. <sup>b)</sup> Types for explosion-proof fans see above.

Axial and VAR fans

### Other accessories Page

<sup>b)</sup> Access. for expl.-proof fans

- Flanged flexible connector STS 280 Ex** Ref. no. 02502
- Flexible connecting sleeve FM 280 Ex** Ref. no. 01689

- Filters and silencers 481 ff.
- Shutters and ventilation grilles 561 ff.
- Speed controllers, controllers and switches 599 ff.