

**GB EC 630**



Any installation position and location due to five possible outlet directions.



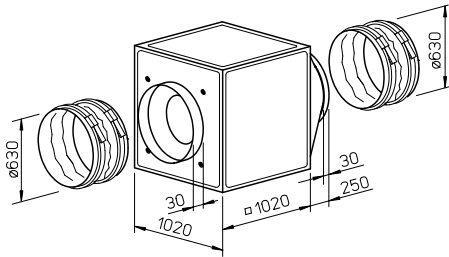
**GB EC 630 T120**



For the delivery of contaminated, humid and hot air up to max. 120 °C. Motor located outside of air flow.

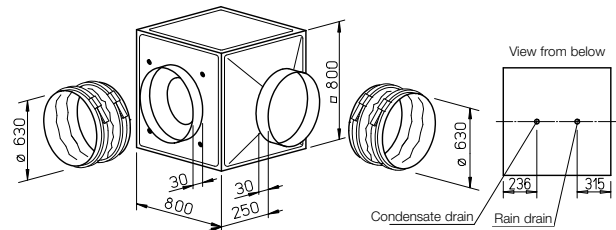


**Dimensions GB EC 630**



Dim. in mm

**Dimensions GB EC 630 T120**



Dim. in mm

**Special features of the GB EC T120 series**

- Designed for the delivery of contaminated, humid and hot air up to max. 120 °C, e.g. as an extract air fan in commercial kitchens and many process technology applications.
- Motor located outside of air flow.
- Thermally insulated partition between motor and impeller, made of galvanised steel sheet, with 20 mm thick, non-flammable mineral wool.
- Complete motor-impeller unit can be removed without dismantling the system components.
- Inspection cover with handle, easily removable for cleaning and maintenance.
- Condensate tray with condensate drain as standard. Hole provided for rain drain (accessories) for outdoor installation.

**Installation**

Installation position with condensate drain below. Flexible installation due to three possible centrifugal outlet directions of the outlet fitting. Protected outdoor installation possible with weather protection cover and grille (accessories).

**Electrical connection**

Standard terminal box (IP54) directly to the commutation electronics.

**Special features of the GB EC series**

Any installation position and flexible installation due to five possible outlet directions of the outlet fitting. The wall bracket (accessories) must be used for wall installation. Protected outdoor installation possible with weather protection cover and grille (accessories).

**Electrical connection**

Standard terminal box (IP54) mounted to external cable.

**Description for both series**

**Casing**

Self-supporting frame construction made of aluminium hollow profiles. Double-walled, 20 mm thick side panels made of galvanised steel sheet, sound and heat insulated by non-flammable mineral wool lining. Nozzle on inlet side for optimal inflow as well as connectors and flexible connecting sleeve (for the respective max. permissible air flow temperature) for duct connection. Moulded part (square to round) on outlet side for low-loss outflow and flexible connecting sleeve to prevent structure-borne noise transmission. Simple positioning with standard crane hook.

**Impeller**

Free-running high performance centrifugal impeller made of aluminium, directly driven. Energy-efficient with low noise emission. Dynamically balanced together with the motor in accordance with DIN ISO 21940-11 – quality grade 2.5.

**Drive**

Energy-saving, speed-controllable EC external rotor motor in protection category IP54 with the highest level of efficiency. Maintenance-free and radio interference-free, ball bearing mounted.

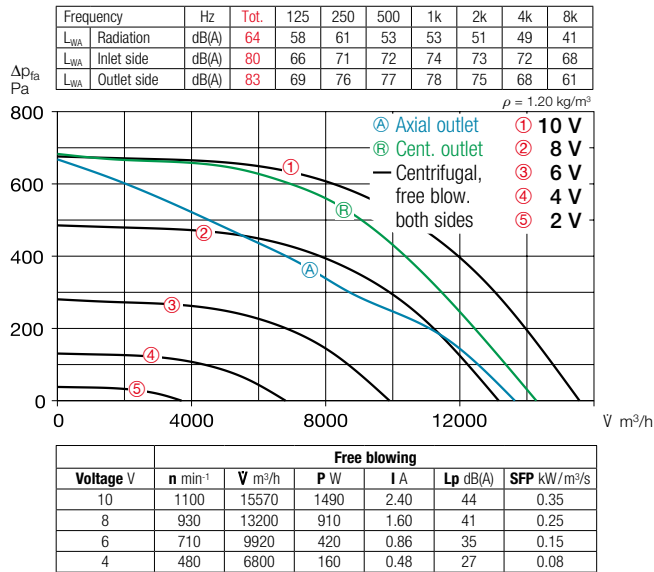
**Motor protection**

Integrated electronic temperature monitoring system for EC motor and electronics.

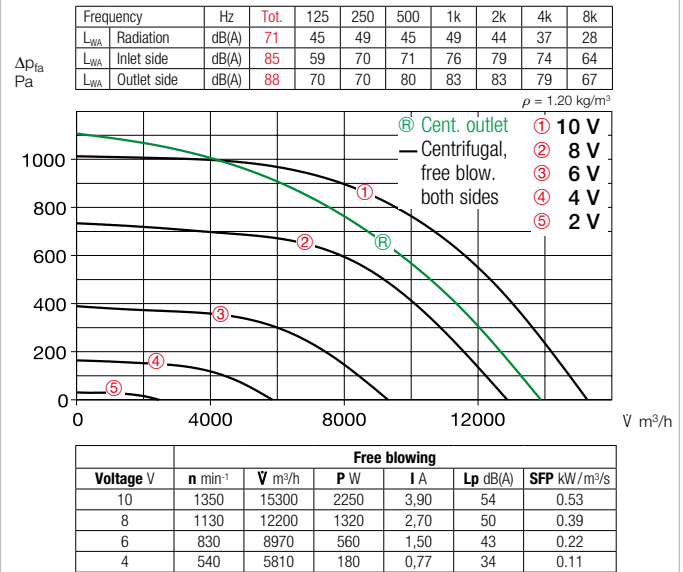
Type	Ref. no.	Connection Ø	Flow rate free blowing	Rated speed	Case-rad. sound pressure	Power consumption	Current consumption	Wiring diagram	Max. air flow temp.	Weight net aprx.	Universal control system		Speed potentiometer			
											Type	Ref. no.	Type	Ref. no.	Type	Ref. no.
<b>Three-phase current, 3~, 400 V, 50/60 Hz, EC motor, protection category IP44</b>																
GBD EC 630	05815	630	15570	1100	44	2.49	3.87	1415	60	113.0	EUR EC <sup>1) 2)</sup>	01347	PU 24 <sup>1)</sup>	01736	PA 24 <sup>1)</sup>	01737
<b>T120 Three-phase current, 3~, 400 V, 50/60 Hz, EC motor, protection category IP54</b>																
GBD EC 630 T120	06485	630	15300	1350	54	3.60	5.50	1214.1	120	112.0	EUR EC <sup>1) 2)</sup>	01347	PU 10 <sup>1)</sup>	01734	PA 10 <sup>1)</sup>	01735

1) Multiple EC fans can normally be connected. 2) Alternative electronic diff. pressure/temperature controller (EDR/ETR, No. 01437/01438) or three level speed switch (SU/SA, No. 04266/04267).

Performance curves GBD EC 630



Performance curves GBD EC 630 T120



■ Power control

Continuously variable speed control with internal (delivery) or external potentiometer or continuously variable speed regulation with universal control system (see table). Performance levels are shown in the performance curve as an example.

■ Noise

The total level and range are specified above the performance diagram for:

- Case-radiated sound power
- Inlet side sound power
- Outlet side sound power

The case-radiated noise as sound pressure at 4 m (free field conditions) is also specified in the type table and the table below the performance curve.

■ Accessories for both series

**Vibration dampers** for indoor installation. 1 set = 4 pcs.  
**SDD-U** Ref. no. 05627

**Wall bracket** for wall installation.  
**GB-WK 630** Ref. no. 05626

**Weather protection grille** for outlet-side coverage.  
**GB-WSG 630** Ref. no. 05641

**Weather protection cover** for protected outdoor installation.  
**GB-WSD 630** Ref. no. 05750

■ Special accessories

for GB EC series  
**Condensate tray** with drain connectors (central) for duct/hose connection.  
**GB-KW EC 630** Ref. no. 05646  
(a condensate tray with condensate drain is included in delivery for GB EC T120).

for GB EC T120 series  
**Rain drain** for outdoor installation (Hole in casing base already provided).  
**GB-RA** Ref. no. 09418

■ References	Page
Planning information	14 ff.
General techn. information, power control	19 ff.
■ Accessory details	Page
Universal control system, electronic controllers, speed potentiometer	613 ff.