

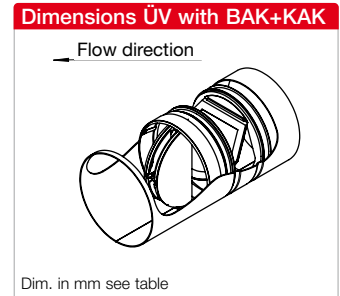
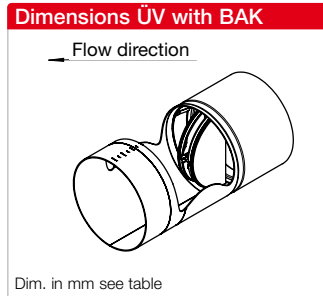
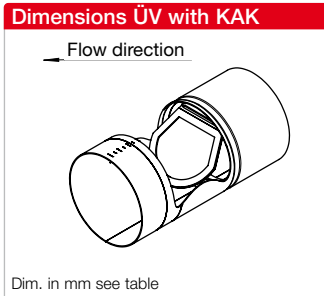
**Overflow valve**  
**ÜV**

**Area of application**

The overflow valves are used in smoke protection pressure systems to equalise the pressure between two rooms. According to Annex 14 of the MVV TB, an overflow valve with a cold smoke shutter can be used in the wall between the staircase room and the anteroom. In the wall from the anteroom to the necessary corridor or to the utilisation unit, an overflow valve with a fire damper element is required.

**Versions**

Optionally with fire damper element (BAK), cold smoke shutter (KAK) or both. Available in diameters 160 and 200 mm.

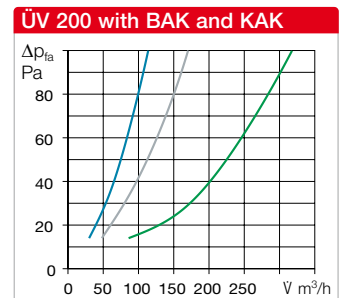
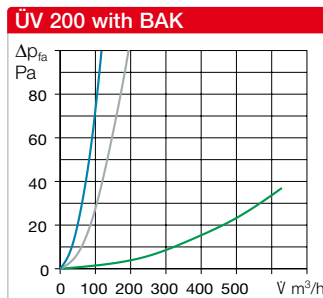
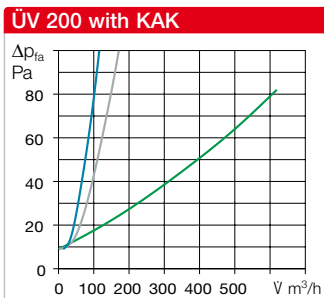
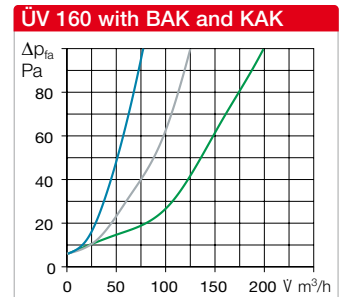
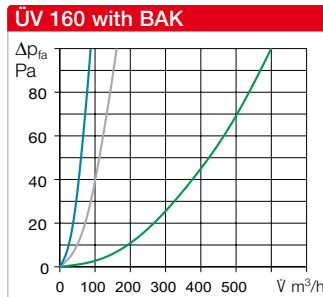
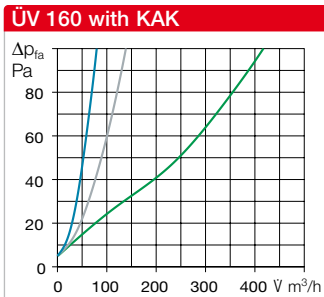


Type	Ref. no.	Dimensions in mm			
		max. Length*	min. Length**	Ø outer	Ø inside
ÜV 160 K	40715	330	275	163.5	160.5
ÜV 160 B	40716	330	240	163.5	160.5
ÜV 160 KB	40717	330	330	163.5	160.5
ÜV 200 K	40718	395	330	203.5	200.5
ÜV 200 B	40719	395	290	203.5	200.5
ÜV 200 KB	40720	395	395	203.5	200.5

\* Delivery condition \*\* The length can be shortened to the required dimension, the minimum length must be observed.

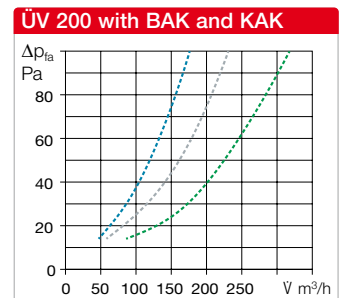
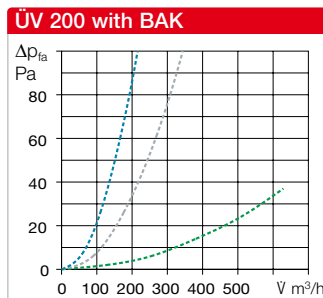
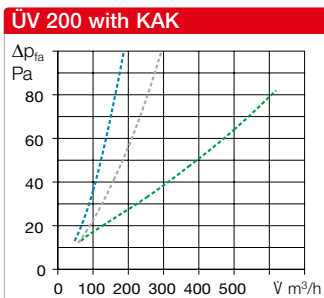
**Pressure loss diagrams with and without MTVA**

- without valves
- with 2x disc valves MTVA (maximum opening)
- with 2x disc valves MTVA (minimum opening)



**Pressure loss diagrams with and without ÜVH or ÜVB**

- - without valves
- - with 2x cover shell ÜVH (maximum opening)
- - with 2x cover shell ÜVB (minimum opening)



### Cover shell

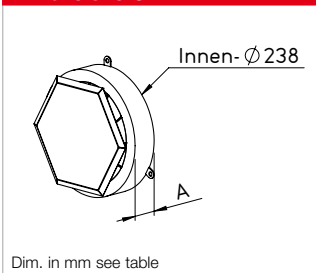
**ÜVH 200/50** Ref. no. 07510  
**ÜVH 200/110** Ref. no. 07511

Material cover shell:  
Steel, powder-coated RAL 9003 (signal white).  
External diameter 241 mm.  
Length cover shell 50 and 110 mm (depending on type).

### ÜVH 200/50 / ÜVH 200/110



### Dimensions ÜVH



Dim. in mm see table

Order data		
Type	ÜVH 200/50	ÜVH 200/110
Ref. no.	07510	07511
A mm	50	110
Inside-Ø mm	238	238
Outer-Ø mm	241	241
Weight in kg	1.20	1.70

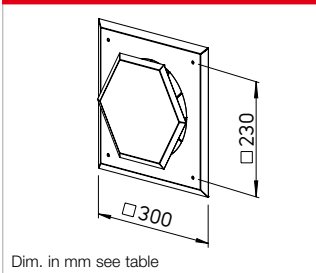
### Screen

**ÜVB 200** Ref. no. 07509  
Material screen: Steel, powder-coated RAL 9003 (signal white).  
External screen dimensions: 300 x 300 mm

### ÜVB 200



### Dimensions ÜVB



Dim. in mm see table

Order data	
Type	ÜVB 200
Ref. no.	07509
Outer-□ mm	300
Weight in kg	1.30

### Metal disc valve for extract air

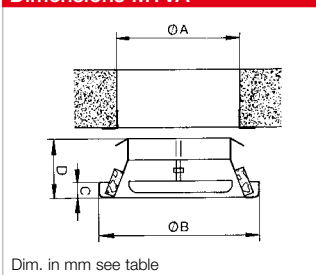
**MTVA 160** Ref. no. 08871  
**MTVA 200** Ref. no. 08872

For extract air operation in rooms of any kind and especially where ventilation components made of non-combustible material are stipulated. Can be used for low to high flow velocities. Low-noise.

### MTVA



### Dimensions MTVA



Dim. in mm see table

Order data		
Type	MTVA 160	MTVA 200
Ref. no.	08871	08872
Ø A mm	150 – 165	195 – 205
Ø B mm	195	230
C mm	15	18
D mm	58	63
Weight in g	340	450

Size	Version	Accessories	Wall thickness	
			min. in mm	max. in mm
160 mm	pipe sleeve + KAK	2x MTVA 160	255	310
	pipe sleeve + BAK	2x MTVA 160	220	310
	pipe sleeve + BAK + KAK	2x MTVA 160	310	310
200 mm	pipe sleeve + KAK	2x MTVA 200	255	375
	pipe sleeve + BAK	2x MTVA 200	285	375
	pipe sleeve + BAK + KAK	2x MTVA 200	375	375
200 mm	pipe sleeve + KAK	2x ÜVB 200	205	385
	pipe sleeve + BAK	2x ÜVB 200	195	385
	pipe sleeve + BAK + KAK	2x ÜVB 200	265	385
200 mm	pipe sleeve + KAK	2x ÜVH 200/50	119	299
	pipe sleeve + BAK	2x ÜVH 200/50	155	305
	pipe sleeve + BAK + KAK	2x ÜVH 200/50	179	299
200 mm	pipe sleeve + KAK	2x ÜVH 200/110	39	179
	pipe sleeve + BAK	2x ÜVH 200/110	115	245
	pipe sleeve + BAK + KAK	2x ÜVH 200/110	119	179
200 mm	pipe sleeve + KAK	ÜVH 200/110 + ÜVH 200/50	59	239
	pipe sleeve + BAK	ÜVH 200/110 + ÜVH 200/50	115	245
	pipe sleeve + BAK + KAK	ÜVH 200/50 + ÜVH 200/110	155	305
200 mm	pipe sleeve + KAK	ÜVH 200/110 + ÜVH 200/50	149	239
	pipe sleeve + BAK	ÜVH 200/50 + ÜVH 200/110	115	245
	pipe sleeve + BAK + KAK	ÜVH 200/50 + ÜVH 200/110	155	305
200 mm	pipe sleeve + KAK	ÜVB 200 + ÜVH 200/50	162	342
	pipe sleeve + BAK	ÜVB 200 + ÜVH 200/50	192	342
	pipe sleeve + BAK + KAK	ÜVB 200 + ÜVH 200/50	152	348
200 mm	pipe sleeve + KAK	ÜVB 200 + ÜVH 200/50	222	342
	pipe sleeve + BAK	ÜVB 200 + ÜVH 200/50	102	282
	pipe sleeve + BAK + KAK	ÜVB 200 + ÜVH 200/110	198	348
200 mm	pipe sleeve + KAK	ÜVB 200 + ÜVH 200/110	112	282
	pipe sleeve + BAK	ÜVB 200 + ÜVH 200/110	192	282
	pipe sleeve + BAK + KAK	ÜVB 200 + ÜVH 200/110	192	282

Accessories	
Type	max. projection in mm
MTVA 200	10
ÜVB 200	5
ÜVH 200/50	48
ÜVH 200/110	108

**Information**  
Detailed information and values for shortening the pipe length can be found in the installation and operating instructions at [www.HeliosSelect.de](http://www.HeliosSelect.de).