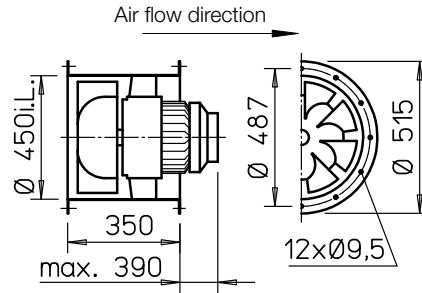


B VAR 450 F300



Dimensions B VAR 450 F300



All dim. in mm

- Casing**
 Duct with flanges on both sides DIN 24155 pt. 3. Welded construction, hot-dip galvanised. Welded guide vane with inner hub for mounting the flange motor, hot-dip galvanised.
- Impeller**
 Optimised for high pressure and volume output. Special development with spatially curved hot-dip galvanised steel blades.
- Motor**
 Direct through efficient IE3 three phase motor (smoke extraction motors F300 and F400). Pole-switching fans with IEC standard motor. Protection class IP55. Insulation class H. External cable with sheathing.
- Motor protection**
 All types (except pole-switching) have PTC resistors as standard and must be protected with a full motor protection device (MSA, Ref. no. 01289). This must be bridged in smoke extraction situation.
- Installation**
 Installation in any position. Suitable for installation within and outside of the fire zone.
- Electrical connection**
 Standard terminal box in temperature-resistant design (protection class IP54) outside of duct.
- Safety information**
 Guard for impeller pursuant to DIN EN ISO 13857 must be secured by installation.
- Noise levels**
 See information on sound power levels above the performance curves. The lower sound pressure level can be determined using the diagram on the "Technical information" page. Noise emissions and room acoustics see page 5.

Double pressure

■ Mounting package MP-Z for two-stage Z unit
 For arrangement of two identical fans in a row, for highest pressure ratings.
 Scope of delivery: Extension ducts (2 pcs.) and assembly kit.
 Weight: 14 kg

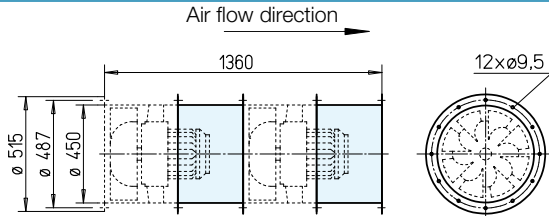
MP-Z 450 Ref. no. 04906

Double volume

■ Mounting package MP-P for parallel P unit
 For arrangement of two identical fans side by side, for highest flow rates.
 Scope of delivery: Extension ducts, backdraught shutter, mounting rails (2 pcs. each), mounting brackets (4 pcs.) and assembly kits.
 Weight: 43 kg

MP-P 450 Ref. no. 04890

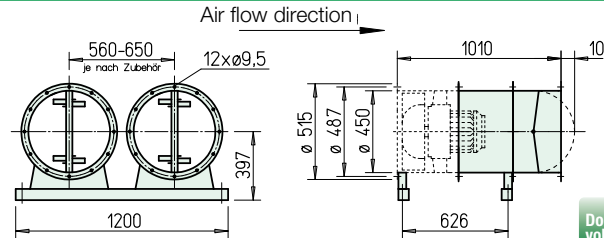
Dimensions MP-Z 450



All dim. in mm

Double pressure

Dimensions MP-P 450



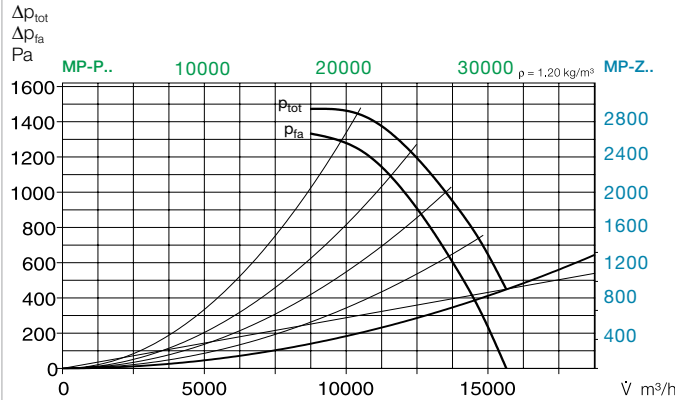
All dim. in mm

Double volume

Performance curves B VAR 450/2 F300

n=2900 1/min

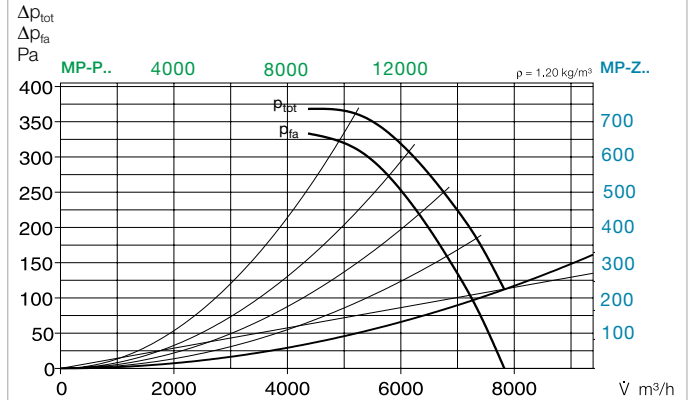
Frequency	Hz	Total	125	250	500	1k	2k	4k	8k	
L _{WA}	Air noise	dB(A)	103	73	84	95	98	98	94	85
L _{PA,4m}	Air noise	dB(A)	83	53	64	75	78	78	74	65



Performance curves B VAR 450/4 F300

n=1450 1/min

Frequency	Hz	Total	125	250	500	1k	2k	4k	8k	
L _{WA}	Air noise	dB(A)	87	62	76	81	83	80	74	64
L _{PA,4m}	Air noise	dB(A)	67	42	56	61	63	60	54	44



Certification

The smoke extraction fans B VARD have been tested according to DIN EN 12101-3. Certificate of performance reliability: F300: 0036-CPR-RG05-01

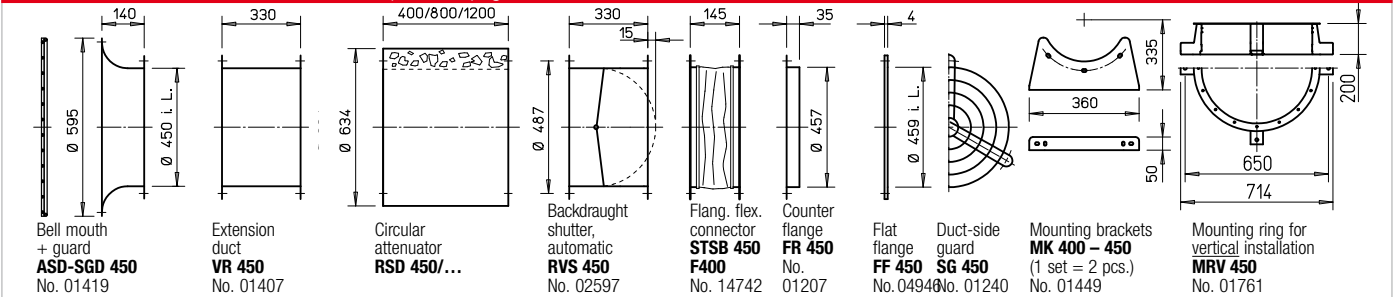
Information

Techn. description	84 ff.
Project planning information	13 ff.

Accessory details

Mounting accessories	161 ff.
Attenuator	166
Gas warning systems, switch and control technology	168 ff.

Accessories for B VAR 450 F300 Description see page 161 ff.



Type	Ref. no.	Speed	Output free-blowing	Nom. motor power (output)	Nominal voltage	Power consumption	Wiring diagram	max. air flow temp. ¹⁾	Net weight approx.	Smoke exhaust fan control system incl. full motor protection	Anti-vibration mount ²⁾				
											Pressure		Tensile		
		min ⁻¹	V m ³ /h	kW	V	A	No.	+°C	kg	Type	Ref. no.	Type	Ref. no.	Type	Ref. no.
F300 Three phase motor, 50 Hz, protection class IP54															
B VAR 450/4 F300	02311	1450	7600	1.5	400	3.17	776	40 / 300	64	EVS-D 001	04594	SDD 1F	01942	SDZ 1F	01943
B VAR 450/2 F300	02312	2930	15805	7.5	400	14.1	776	40 / 300	102	EVS-SD 003	04584	SDD 4	01944	SDZ 4	01945
F300 Pole-switching, 2 speed (Dahlander winding), three phase motor 50 Hz, protection class IP54															
B VAR 450/4/2 F300	02313	1470/2930	7815/15765	2.0/8.0	400	4.83/15.3	777	40 / 300	106	on demand		SDD 4	01944	SDZ 4	01945

¹⁾ For ventilation / smoke extraction (once 120 min.).

²⁾ For Z/P version due to higher total weight Type allocation according to tables on page 157.