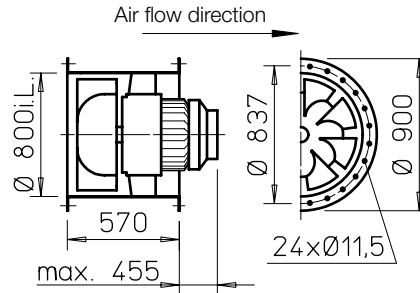


VAR and B VAR 800 F300/F400



Dimensions VAR and B VAR 800 F300/F400



All dim. in mm

- **Casing**
 Duct with flanges on both sides DIN 24155 pt. 3. Welded construction, hot-dip galvanised. Welded guide vane with inner hub for mounting the flange motor, hot-dip galvanised.
- **Impeller**
 Optimised for high pressure and volume output. Special development with spatially curved hot-dip galvanised steel blades
- **Motor**
 Direct through IEC three phase motor.
- **Series VAR**
 Enclosed design IP54. With condensation drain holes upon request, installation type specification necessary when ordering for this purpose.

- **Series B VAR**
 Efficient IE3 three phase motor (smoke extraction motors F300 and F400). Pole-switching fans with IEC standard motor. Protection class IP55. Insulation class H. External cable with sheathing.
- **Motor protection**
- **Series VAR**
 All types (except explosion-proof and pole-switching models) have PTC resistors. For effective motor protection, these must be wired to a full motor protection device (see type table). Motors without PTC resistors must be protected with an on-site motor-protective circuit-breaker.
- **Series B VAR**
 All types (except pole-switching) have PTC resistors as standard and must be protected with

aa full motor protection device (MSA, Ref. no. 01289). This must be bridged in smoke extraction situation.

- **Series B VAR**
 Suitable for installation within and outside of the fire zone.
- **Electrical connection**
 Standard plastic terminal box (protection class IP54) (series VAR) or in temperature-resistant design (series B VAR), outside of duct.

- **Installation**
 Installation in any position.
- **Series VAR**
 Consider potential condensation drain holes depending on application.

Double pressure

- **Mounting package MP-Z for two-stage Z unit**
 For arrangement of two identical fans in a row, for highest pressure ratings.
 Scope of delivery: Extension ducts (2 pcs.) and assembly kit.
 Weight: 60 kg

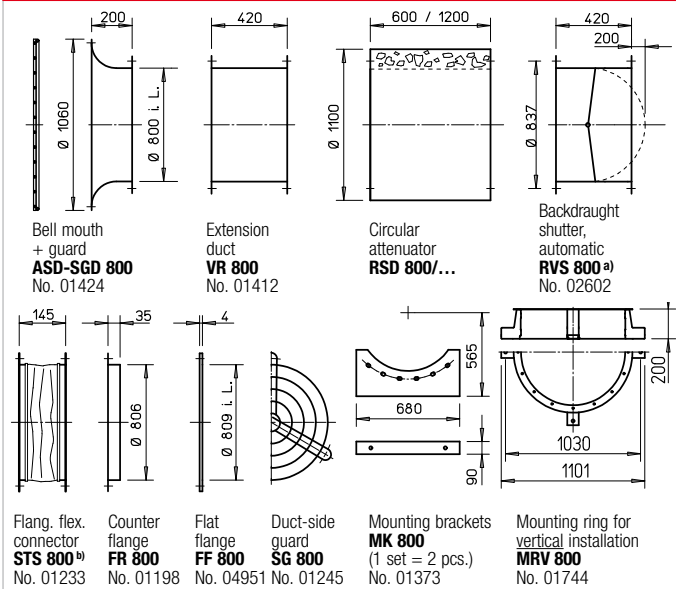
MP-Z 800 Ref. no. 04911

Double volume

- **Mounting package MP-P for parallel P unit**
 For arrangement of two identical fans side by side, for highest flow rates.
 Scope of delivery: Extension ducts, backdraught shutter, mounting rails (2 pcs. each), mounting brackets (4 pcs.) and assembly kits.
 Weight: 205 kg

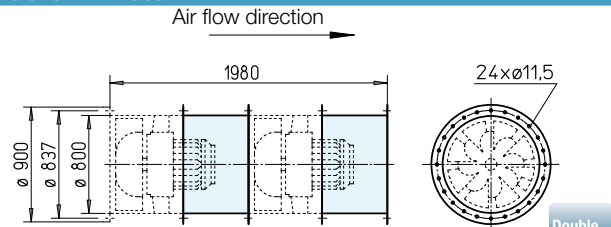
MP-P 800 Ref. no. 04895

Accessories VAR + B VAR 800 F300/F400 Description see page 161 ff.



^{a)} Backdraught shutter, motorised, for ventilation, see main Helios catalogue
^{b)} Type for B VARD: STSB 800 F400, No. 01919

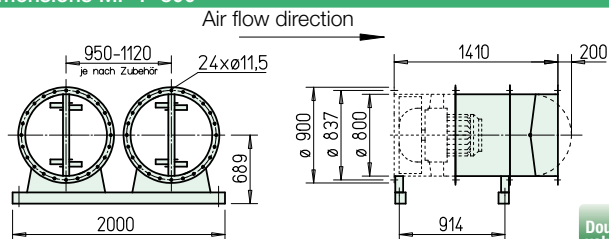
Dimensions MP-Z 800



All dim. in mm

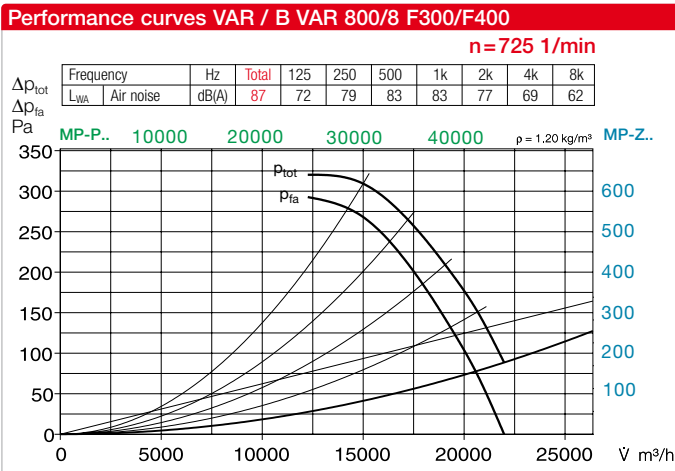
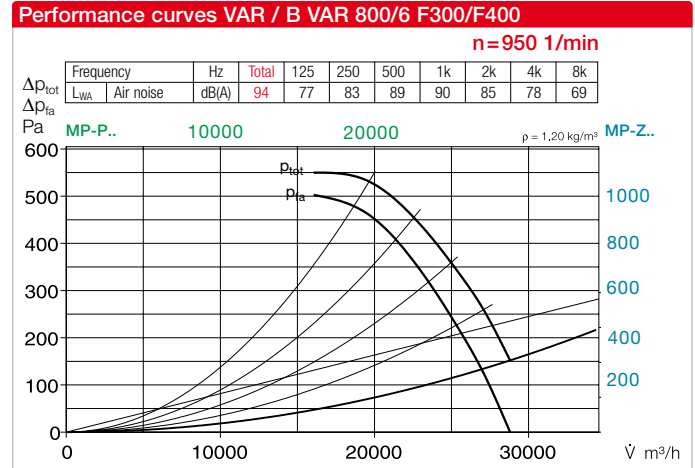
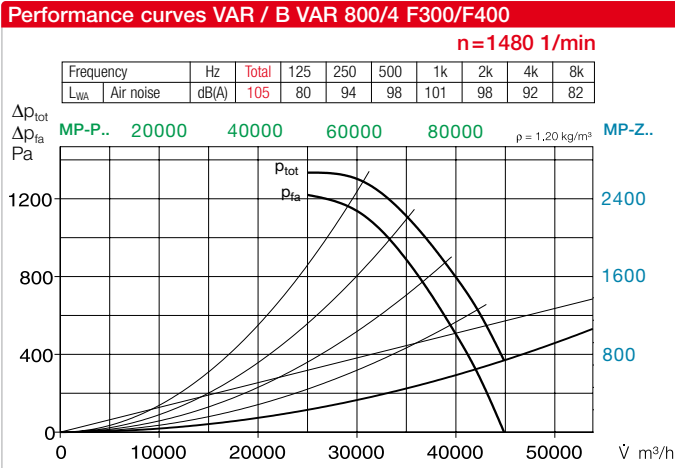
Double pressure

Dimensions MP-P 800



All dim. in mm

Double volume



■ Certification	The smoke extraction fans B VARD have been tested according to DIN EN 12101-3. Certificate of performance reliability: F300: 0036-CPR-RG05-01 F400: 0036-CPR-RG05-05
■ Information	Techn. description Project planning information
■ Accessory details	Mounting accessories Attenuator Gas warning systems, switch and control technology
Page	84 f. 13 ff. 161 ff. 166 168 ff.

■ Safety information B VAR
Protection against accidental contact for impeller must be ensured by installation pursuant to DIN EN ISO 13857.

■ Noise levels
See information on sound power levels above the performance curves. The lower sound pressure level can be determined using the diagram on the "Technical information" page. Noise emissions and room acoustics see page 5.

Type	Ref. no.	Speed	Output free-blowing	Nom. motor power (output)	Nominal voltage	Power consumption at nom. voltage	Wiring diagram	max. air flow temp. ⁴⁾ at nom. voltage	Net weight approx.	Frequency inverter	Full motor protection or Smoke exhaust fan control system	Anti-vibration mount ²⁾				
												Pressure		Tensile		
		min ⁻¹	V m ³ /h	kW	V	A	No.	+°C	kg	Type	Ref. no.	Type	Ref. no.	Type	Ref. no.	
40° Three phase motor, 50 Hz, protection class IP54											Full motor protection					
VARD 800/4	06729	1460	44720	18.50*	400/690	34.4/20	776	40	324.0	FU-CS 40 ⁹⁾ 05472	MSA	01289	SDD 3	01367	SDZ 6	01927
60° Pole-switching, 2 speed (Dahlander winding γ/γ), Three phase motor, 50 Hz, protection class IP54																
VARD 800/8/4	06796	735/1470	22280/44570	5.50/20.00*	400	12.0/40.0	471	60	325.0	—	—	SDD 3	01367	SDZ 6	01927	
Ex Explosion-proof, E Exe II, three phase motor, 50 Hz, temperature class T 3, protection class IP54																
VARD 800/8 Ex ¹⁾	06730	710	21530	2.60*	400	6.6/3.8	470	40	240.0	not permitted	not permitted	SDD 3	01367	SDZ 3	01366	
VARD 800/6 Ex ¹⁾	06731	970	29410	6.60*	400	15.0/8.7	498	40	280.0	not permitted	not permitted	SDD 3	01367	SDZ 3	01366	
VARD 800/4 Ex ¹⁾	06732	1475	44720	17.50*	400	33.5/19.4	498	40	370.0	not permitted	not permitted	SDD 3	01367	SDZ 6	01927	
F300 Three phase motor, 50 Hz, protection class IP54											Smoke exhaust fan control system					
B VARD 800/4 F300	02360	1470	44570	18.5	400	35.1	776	40 / 300 ³⁾	326.0	—	EVS-SD 006	04581	SDD 7	01928	SDZ 7	01929
F300 Pole-switching, 2 speed (Dahlander winding γ/γ), Three phase motor, 50 Hz, protection class IP54																
B VARD 800/8/4 F300	02361	730/1470	22430/44570	5.0/20.0	400	14.1/38.6	777	40 / 300 ³⁾	339.0	—	on demand	SDD 7	01928	SDZ 7	01929	
F400 Three phase motor, 50 Hz, protection class IP54																
B VARD 800/4 F400	02444	1470	44570	18.5	400	35.1	776	40 / 400 ³⁾	330.0	—	EVS-SD 006	04581	SDD 7	01928	SDZ 7	01929
F400 Pole-switching, 2 speed (Dahlander winding γ/γ), Three phase motor, 50 Hz, protection class IP54																
B VARD 800/8/4 F400	02445	730/1470	22430/44570	5.0/20.0	400	14.1/38.6	777	40 / 400 ³⁾	339.0	—	on demand	SDD 7	01928	SDZ 7	01929	

¹⁾ There must be a vibration monitoring system (on-site) pursuant to DIN EN 14986. ²⁾ Types SDZ not permitted for installation within fire zone. ³⁾ incl. full motor protection device and sine filter ⁴⁾ Smoke extraction (once 120 min. at 300 °C or 120 min. at 400 °C).