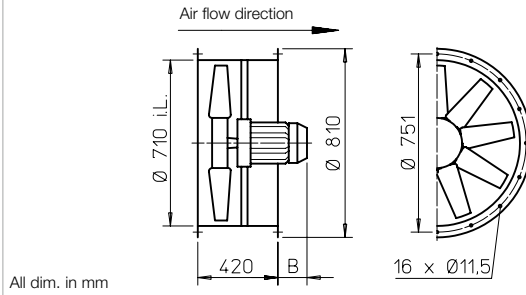


**B AVD 710**



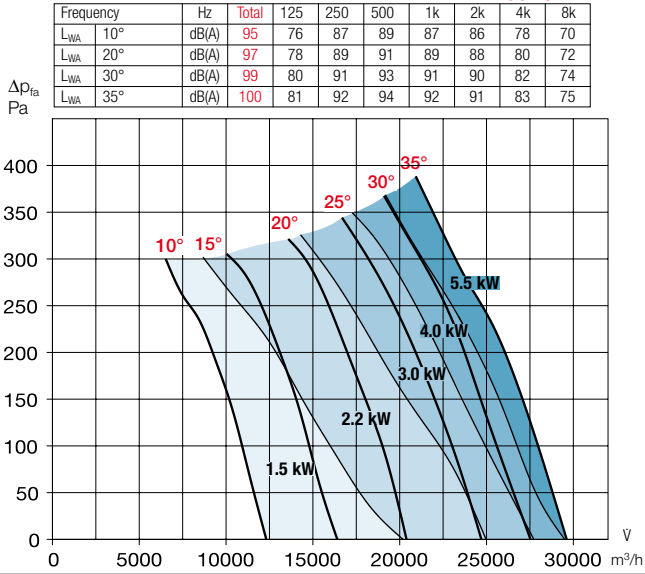
**Dimensions B AVD 710**



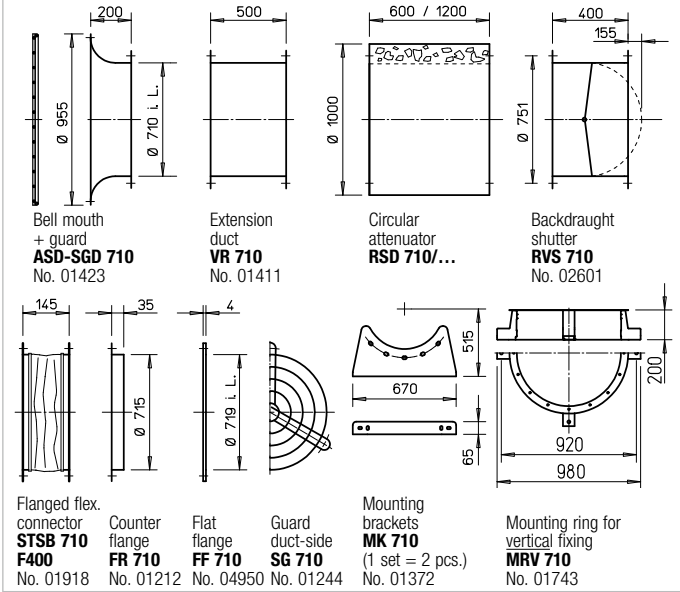
All dim. in mm

**Performance curves B AVD 710/4**

n=1435 1/min



**Accessories for B AVD 710**



**Certification**

DIN EN 12101-3 tested.  
 Certificate of conformity:  
 F300: 0036-CPR-RG05-03  
 F400: 0036-CPR-RG05-06

**Information**

Page	
Techn. description	26 ff.
Project planning information	13 ff.
Mounting accessories	158 ff.
Gas warning systems, switch and control technology	168 ff.

Type	Ref. no.	Speed	Air flow volume (FID)	Motor pow. nom. (output)	Nominal voltage	Power consum. nom.	Pitch angle	Wiring diagram	Max. air flow temp. <sup>1)</sup>	Dim. B Motor protrusion	Net weight approx.	Pole switch surface-mounted		Anti-vibration mounts NG			
												Type	Ref. no.	Pressure	Tensile	Type	Ref. no.
<b>F300 3 phase motor, 50 Hz, protection class IP54</b>																	
B AVD 710/4 1.5 kW F300	02529	1450	20190	1.5	400	3.17	*	776	40 / 300	49	67	EVS-D 001	04594	SDD 1F	01942	SDZ 1F	01943
B AVD 710/4 2.2 kW F300	02343	1435	24980	2.2	400	4.56	*	776	40 / 300	86	81	EVS-D 001	04594	SDD 5	01924	SDZ 5	01925
B AVD 710/4 3.0 kW F300	02344	1440	27730	3.0	400	6.15	*	776	40 / 300	86	87	EVS-SD 001	04586	SDD 5	01924	SDZ 5	01925
B AVD 710/4 4.0 kW F300	02345	1450	29510	4.0	400	8.03	*	776	40 / 300	103	93	EVS-SD 001	04586	SDD 5	01924	SDZ 5	01925
B AVD 710/4 5.5 kW F300	02346	1460	29620	5.5	400	10.40	*	776	40 / 300	142	116	EVS-SD 002	04585	SDD 5	01924	SDZ 5	01925
<b>F300 Pole-switching, 2 speed (Dahlander winding Y/Y), 3 phase motor, 50 Hz, protection class IP54</b>																	
B AVD 710/8/4 0.55/2.2 kW F300	02547	700/1430	12490/24980	0.55/2.2	400	2.00/4.84	*	777	40 / 300	86	76	on demand		SDD 5	01924	SDZ 5	01925
B AVD 710/8/4 0.7/2.8 kW F300	02347	690/1410	13460/26920	0.7/2.8	400	2.41/6.01	*	777	40 / 300	86	77	on demand		SDD 5	01924	SDZ 5	01925
B AVD 710/8/4 1.0/3.8 kW F300	02348	710/1440	14370/28740	1.0/3.8	400	2.75/8.26	*	777	40 / 300	103	94	on demand		SDD 5	01924	SDZ 5	01925
B AVD 710/8/4 1.3/5.0 kW F300	02349	730/1440	14810/29620	1.3/5.0	400	3.50/10.40	*	777	40 / 300	142	121	on demand		SDD 5	01924	SDZ 5	01925
<b>F400 3 phase motor, 50 Hz, protection class IP54</b>																	
B AVD 710/4 1.5 kW F400	02569	1450	20190	1.5	400	3.17	*	776	40 / 400	49	67	EVS-D 001	04594	SDD 1F	01942	SDZ 1F	01943
B AVD 710/4 2.2 kW F400	02426	1435	24980	2.2	400	4.56	*	776	40 / 400	86	81	EVS-D 001	04594	SDD 5	01924	SDZ 5	01925
B AVD 710/4 3.0 kW F400	02427	1440	27730	3.0	400	6.15	*	776	40 / 400	86	87	EVS-SD 001	04586	SDD 5	01924	SDZ 5	01925
B AVD 710/4 4.0 kW F400	02428	1450	29510	4.0	400	8.03	*	776	40 / 400	103	93	EVS-SD 001	04586	SDD 5	01924	SDZ 5	01925
B AVD 710/4 5.5 kW F400	02429	1460	29620	5.5	400	10.4	*	776	40 / 400	142	116	EVS-SD 002	04585	SDD 5	01924	SDZ 5	01925
<b>F400 Pole-switching, 2 speed (Dahlander winding Y/Y), 3 phase motor, 50 Hz, protection class IP54</b>																	
B AVD 710/8/4 0.55/2.2 kW F400	02572	700/1430	12490/24980	0.55/2.2	400	2.00/4.84	*	777	40 / 400	86	76	on demand		SDD 5	01924	SDZ 5	01925
B AVD 710/8/4 0.7/2.8 kW F400	02430	690/1410	13460/26920	0.7/2.8	400	2.41/6.01	*	777	40 / 400	86	77	on demand		SDD 5	01924	SDZ 5	01925
B AVD 710/8/4 1.0/3.8 kW F400	02431	710/1440	14370/28740	1.0/3.8	400	2.75/8.26	*	777	40 / 400	103	94	on demand		SDD 5	01924	SDZ 5	01925
B AVD 710/8/4 1.3/5.0 kW F400	02432	730/1440	14810/29620	1.3/5.0	400	3.50/10.4	*	777	40 / 400	142	121	on demand		SDD 5	01924	SDZ 5	01925

\*\* The flow volume and pressure increase information is required to determine the pitch angle.

<sup>1)</sup> For ventilation operation / smoke extraction (one time 120 min. at 300 °C or 120 min. at 400 °C).