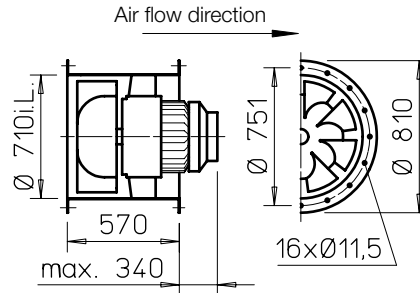


VAR and B VAR 710 F300/F400



Dimensions VAR and B VAR 710 F300/F400



All dim. in mm

- **Casing**
 Duct with flanges on both sides DIN 24155 pt. 3. Welded construction, hot-dip galvanised. Welded guide vane with inner hub for mounting the flange motor, hot-dip galvanised.
- **Impeller**
 Optimised for high pressure and volume output. Special development with spatially curved hot-dip galvanised steel blades
- **Motor**
 Direct through IEC three phase motor.
- **Series VAR**
 Enclosed design IP54. With condensation drain holes upon request, installation type specification necessary when ordering for this purpose.
- **Series B VAR**
 Efficient IE3 three phase motor (smoke extraction motors F300 and F400). Pole-switching fans with IEC standard motor. Protection class IP55. Insulation class H. External cable with sheathing.
- **Motor protection**
- **Series VAR**
 All types (except explosion-proof and pole-switching models) have PTC resistors. For effective motor protection, these must be wired to a full motor protection device (see type table). Motors without PTC resistors must be protected with an on-site motor-protective circuit-breaker.
- **Series B VAR**
 All types (except pole-switching) have PTC resistors as standard and must be protected with

a full motor protection device (MSA, Ref. no. 01289). This must be bridged in smoke extraction situation.

□ **Series B VAR**
 Suitable for installation within and outside of the fire zone.

- **Installation**
 Installation in any position.
- **Series VAR**
 Consider potential condensation drain holes depending on application.

- **Electrical connection**
 Standard plastic terminal box (protection class IP54) (series VAR) or in temperature-resistant design (series B VAR), outside of duct.

Double pressure

- **Mounting package MP-Z for two-stage Z unit**
 For arrangement of two identical fans in a row, for highest pressure ratings.
 Scope of delivery: Extension ducts (2 pcs.) and assembly kit.
 Weight: 43 kg

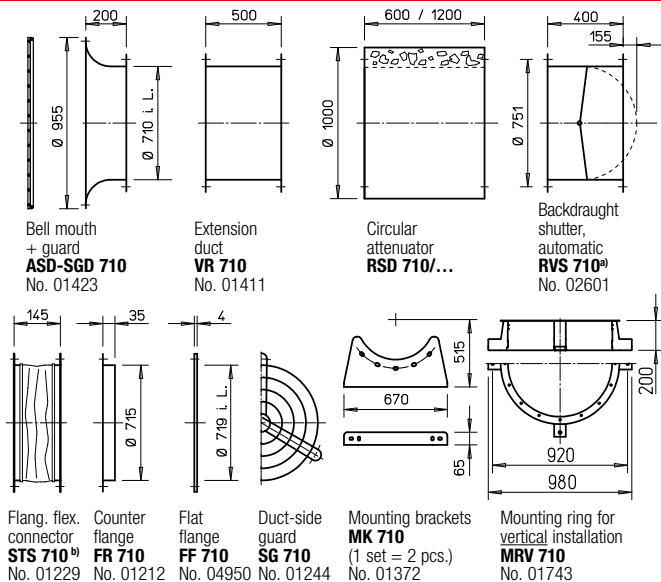
MP-Z 710 Ref. no. 04910

Double volume

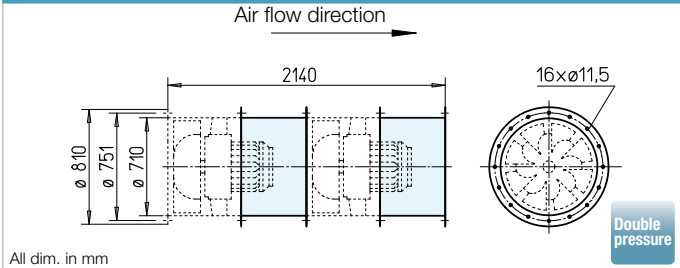
- **Mounting package MP-P for parallel P unit**
 For arrangement of two identical fans side by side, for highest flow rates.
 Scope of delivery: Extension ducts, backdraught shutter, mounting rails (2 pcs. each), mounting brackets (4 pcs.) and assembly kits.
 Weight: 145 kg

MP-P 710 Ref. no. 04894

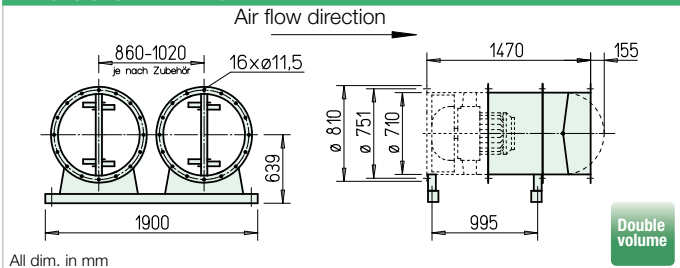
Accessories VAR + B VAR 710 F300/F400 Description see page 161 ff.



Dimensions MP-Z 710

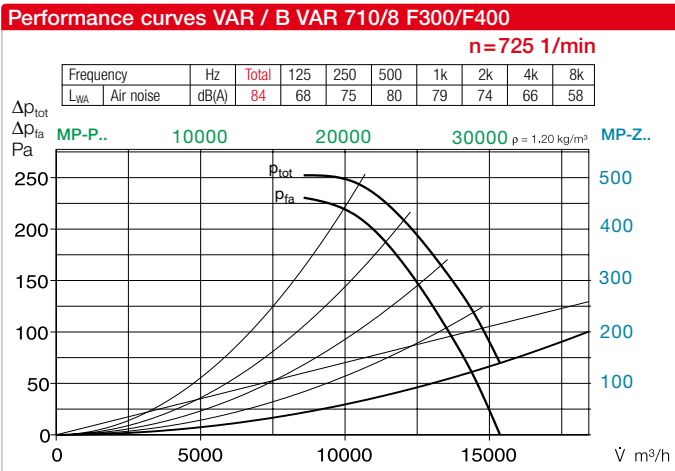
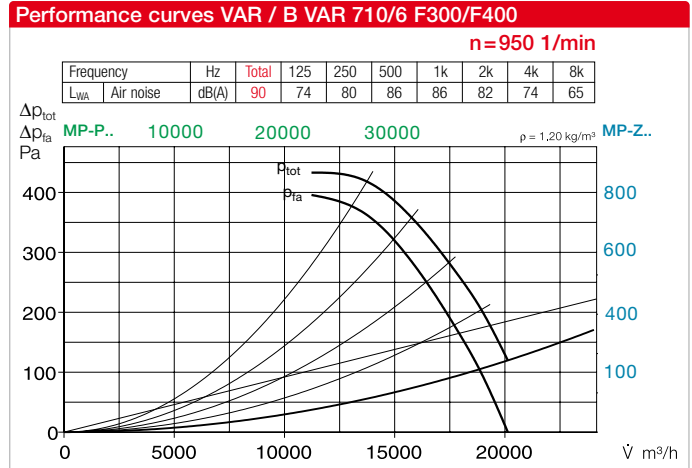
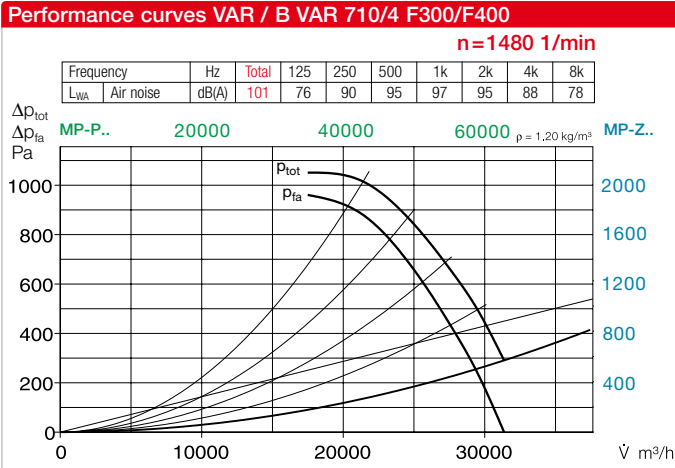


Dimensions MP-P 710



^{a)} Backdraught shutter, motorised, for ventilation, see main Helios catalogue

^{b)} Type for B VARD: STSB 710 F400, No. 01918



■ Certification	The smoke extraction fans B VARD have been tested according to DIN EN 12101-3. Certificate of performance reliability: F300: 0036-CPR-RG05-01 F400: 0036-CPR-RG05-05
■ Information	Techn. description Project planning information
■ Accessory details	Mounting accessories Attenuator Gas warning systems, switch and control technology
Page	84 ff. 13 ff. 161 ff. 166 168 ff.

■ Safety information B VAR
Protection against accidental contact for impeller must be ensured by installation pursuant to DIN EN ISO 13857.

■ Noise levels
See information on sound power levels above the performance curves. The lower sound pressure level can be determined using the diagram on the "Technical information" page. Noise emissions and room acoustics see page 5.

Type	Ref. no.	Speed	Output free-blowing	Nom. motor power (output)	Nominal voltage	Stromaufnahme bei Nominal voltage	Anschluss Schalt-plan	max. air flow temp. ⁴⁾ at nom. voltage	Net weight approx.	Frequency inverter	Full motor protection or Smoke exhaust fan control system	Anti-vibration mount ⁵⁾			
												Pressure		Tensile	
		min ⁻¹	V m³/h	kW	V	A	No.	+°C	kg	Type	Ref. no.	Type	Ref. no.	Type	Ref. no.
40° Three phase motor, 50 Hz, protection class IP54											Full motor protection				
VAR 710/4	06723	1450	31050	11.0*	400/690	21.6/12.6	776	40	280.0	FU-CS 22²⁾ 05470	MSA³⁾ 01289	SDD 3 01367	SDZ 3 01366		
60° Pole-switching, 2 speed (Dahlander winding γ/γ), Three phase motor, 50 Hz, protection class IP54															
VAR 710/8/4	06794	730/1470	15470/31160	3.00/11.00*	400	8.90/24.0	471	60	230.0	—	MSA³⁾ 01289	SDD 3 01367	SDZ 3 01366		
Ex Explosion-proof, E Exe II, three phases motor, 50 Hz, temperature class T 3, protection class IP54															
VAR 710/8 Ex¹⁾	06724	680	14410	1.30*	400	3.65	470	40	165.0	not permitted	not permitted	SDD 2 01453	SDZ 3 01366		
VAR 710/6 Ex¹⁾	06725	955	20240	2.60*	400	6.8/3.9	498	40	190.0	not permitted	not permitted	SDD 3 01367	SDZ 3 01366		
VAR 710/4 Ex¹⁾	06726	1475	31050	11.00*	400	21.5/12.5	498	40	255.0	not permitted	not permitted	SDD 3 01367	SDZ 3 01366		
F300 Three phase motor, 50 Hz, protection class IP54											Smoke exhaust fan control system				
B VAR 710/4 F300	02350	1470	30940	11.00	400	20.9	776	40 / 300 ⁴⁾	230.0	—	EVS-SD 004 04583	SDD 6 01926	SDZ 6 01927		
F300 Pole-switching, 2 speed (Dahlander winding γ/γ), Three phase motor, 50 Hz, protection class IP54															
B VAR 710/8/4 F300	02351	725/1455	15460/30940	3.0/11.0	400	7.0/21.0	777	40 / 300 ⁴⁾	244.0	—	on demand	SDD 6 01926	SDZ 6 01927		
F400 Three phase motor, 50 Hz, protection class IP54															
B VAR 710/4 F400	02433	1470	30940	11.0	400	20.9	776	40 / 400 ⁴⁾	240.0	—	EVS-SD 004 04583	SDD 6 01926	SDZ 6 01927		
F400 Pole-switching, 2 speed (Dahlander winding γ/γ), Three phase motor, 50 Hz, protection class IP54															
B VAR 710/8/4 F400	02434	725/1455	15460/30940	3.0/11.0	400	7.0/21.0	777	40 / 400 ⁴⁾	244.0	—	on demand	SDD 6 01926	SDZ 6 01927		

¹⁾ There must be a vibration monitoring system (on-site) pursuant to DIN EN 14986. ²⁾ incl. full motor protection device and sine filter

³⁾ for PTC resistor temperature sensor

⁴⁾ Smoke extraction (once 120 min. at 300 °C or 120 min. at 400 °C)

⁵⁾ Types SDZ not permitted for installation within fire zone.