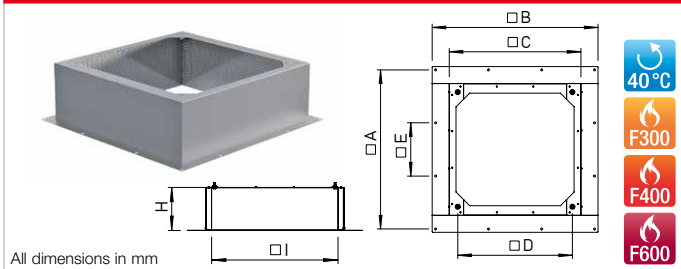


B FDS



Flat roof base B FDS

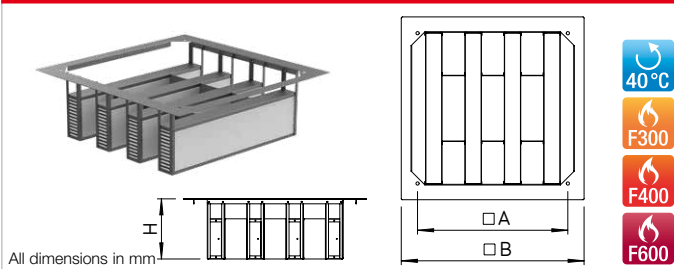
For placing smoke exhaust roof ventilators on the flat or pitched roof. Powder-coated steel sheet design, with abrasion-resistant, sound and thermal insulation. Suitable for smoke extraction with temperature class F400 and F600. Available in height 300 and 500 mm, snow depth should be checked.

Installation:

Install base over ceiling opening (roof). Allow roof coating over entire adhesive edge of the base and seal with bitumen putty. Pitched roof version on request. BG 315-630: Inclination up to max. 25° BG 710-900: Inclination up to max. 18° (BG = size)

Type	Ref. no.	A	B	C	D	E	H	I
B FDS 315/300	01765	740	790	570	450	245	300	486
B FDS 315/500	01766	740	790	570	450	245	500	486
B FDS 355/300	01767	835	885	635	535	280	300	551
B FDS 355/500	01768	835	885	635	535	280	500	551
B FDS 400/300	01767	835	885	635	535	280	300	551
B FDS 400/500	01768	835	885	635	535	280	500	551
B FDS 450/300	01793	920	970	720	590	305	300	636
B FDS 450/500	01800	920	970	720	590	305	500	636
B FDS 500/300	01804	1115	1165	915	750	370	300	831
B FDS 500/500	01810	1115	1165	915	750	370	500	831
B FDS 560/300	01804	1115	1165	915	750	370	300	831
B FDS 560/500	01810	1115	1165	915	750	370	500	831
B FDS 630/300	01866	1165	1215	965	840	390	300	880
B FDS 630/500	01867	1165	1215	965	840	390	500	880
B FDS 710/300	01868	1440	1490	1240	1050	480	300	1154
B FDS 710/500	01869	1440	1490	1240	1050	480	500	1154
B FDS 800/300	01868	1440	1490	1240	1050	480	300	1154
B FDS 800/500	01869	1440	1490	1240	1050	480	500	1154
B FDS 900/300	01884	1580	1630	1380	1175	525	300	1294
B FDS 900/500	02000	1580	1630	1380	1175	525	500	1294

B SSD



Silencer insert for flat roof base B SSD

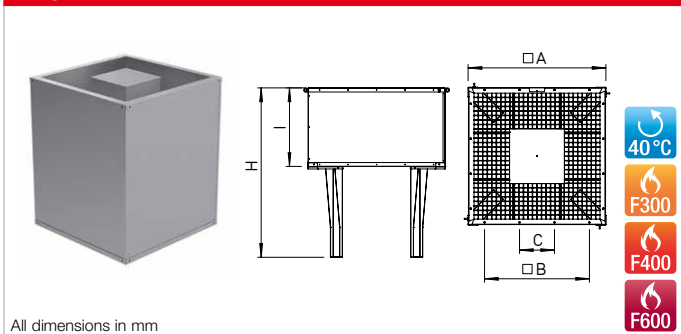
Silencer insert with connectors for flat roof base for inlet-side noise reduction. Galvanised steel sheet design. Flat roof base B FDS with 300 or 500 mm height required. Average insulation value 9 dB.

Installation:

Insert the silencer insert in installed flat roof base from top and fix to smoke exhaust roof fan and flat roof base using screw connection. When using B SSD, inlet-side accessories cannot be installed on fan base plate. Silencer insert can be retrofitted.

Type	Ref. no.	A	B	H	max. pressure loss Pa
B SSD 315	03475	450	570	300	8
B SSD 355	03482	535	635	300	8
B SSD 400	03482	535	635	300	18
B SSD 450	03500	590	720	300	18
B SSD 500	03501	750	915	300	12
B SSD 560	03501	750	915	300	25
B SSD 630	03512	840	965	300	38
B SSD 710	03523	1050	1240	300	30
B SSD 800	03523	1050	1240	300	65
B SSD 900	03532	1175	1380	300	65

B HSDV



Hood silencer B HSDV

With inner core for outlet-side noise reduction. High quality aluminium design. Available for series B VD F400 and F600, nominal size 315 to 900. Average insulation value 8 dB.

Installation:

The hood silencer is placed on the smoke exhaust roof fan and it can also be retrofitted without structural alterations. Exclusively available for series B VD F400 and F600.

Type	Ref. no.	A	B	C	H	I
B HSDV 315	03071	599	—	315	685	315
B HSDV 355	03081	699	—	360	731	355
B HSDV 400	03135	734	—	345	865	400
B HSDV 450	03136	820	—	390	892	450
B HSDV 500	03192	920	—	421	987	502
B HSDV 560	03193	1030	—	540	1097	562
B HSDV 630	03203	1161	720	240	1257	632
B HSDV 710	03253	1241	881	294	1491	712
B HSDV 800	03370	1406	1071	357	1729	802
B HSDV 900	03372	1641	1200	400	1941	902