

AMD / B AMD 710



Description, Installation, Casing, Air flow direction, etc. see page 46.

Impeller

- Hub and blades made from corrosion-resistant aluminium alloy. Ten aerodynamically profiled blades achieve the highest level of efficiency and pressure ratings together with the guide vane.
- Dynamically balanced, quality class 6.3 for low-vibration operation.
- Blades can be steplessly adjusted in the factory.

Motor

- Series AMD: Direct through efficient IE3 standard three phase motor. Pole-switching fans with IEC standard motor. Protection class IP55, insulation class F.

- Series B AMD: Direct through efficient IE3 three phase motor (smoke extraction motors F300 or F400). Pole-switching fans with IEC standard motor. Protection class IP55. Insulation class H. Fire-resistant external cable with sheathing.

Motor protrusion

For some types, the motor protrudes over the casing. Protrusion dimension B in mm must be observed according to the type table.

Motor protection

All types have PTC resistors from the terminal box. This must be bridged in smoke extraction mode for B AMD models.

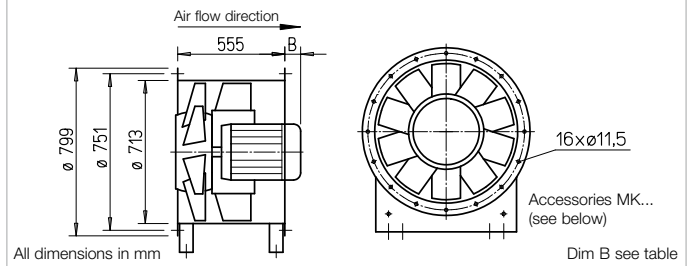
Certification

The smoke ventilation fans B AMD have been tested according to DIN EN 12101-3. Certificate of performance reliability: F300: 0036-CPR-RG05-18 F400: 0036-CPR-RG05-19

Accessory details

Accessory details	Page
Mounting accessories	161 ff.
Attenuators	166 ff.
Gas warning systems, switch and control technology	168 ff.
Frequency inverters	178 ff.

Dimensions AMD / B AMD 710



Description, Installation, Casing, Air flow direction, etc. see page 46.

Impeller

- Hub and blades made from corrosion-resistant aluminium alloy. Ten aerodynamically profiled blades achieve the highest level of efficiency and pressure ratings together with the guide vane.
- Dynamically balanced, quality class 6.3 for low-vibration operation.
- Blades can be steplessly adjusted in the factory.

Motor

- Series AMD: Direct through efficient IE3 standard three phase motor. Pole-switching fans with IEC standard motor. Protection class IP55, insulation class F.

- Series B AMD: Direct through efficient IE3 three phase motor (smoke extraction motors F300 or F400). Pole-switching fans with IEC standard motor. Protection class IP55. Insulation class H. Fire-resistant external cable with sheathing.

Motor protrusion

For some types, the motor protrudes over the casing. Protrusion dimension B in mm must be observed according to the type table.

Motor protection

All types have PTC resistors from the terminal box. This must be bridged in smoke extraction mode for B AMD models.

Electrical connection

- Series AMD: Standard plastic terminal box (protection class IP55), mounted to outside of duct.
- Series B AMD: Standard aluminium die-cast terminal box (protection class IP55), mounted to outside of duct.

Air flow temperatures

- Series AMD: Suitable for supply and extract ventilation from -20 °C to +60 °C continuous temperature. Types for higher air flow temperatures upon request.
- Series B AMD: Like series AMD, but also for smoke extraction according to the temperature classification up to 300 °C/120 min. and 400 °C/120 min.

Double pressure

Mounting package MP-Z for two-stage Z unit

For arrangement of two identical fans in a row, for highest pressure ratings. Scope of delivery: Extension ducts (2 pcs.) and assembly kit. Weight: 43 kg

MP-Z 710

Ref. no. 04910

Double volume

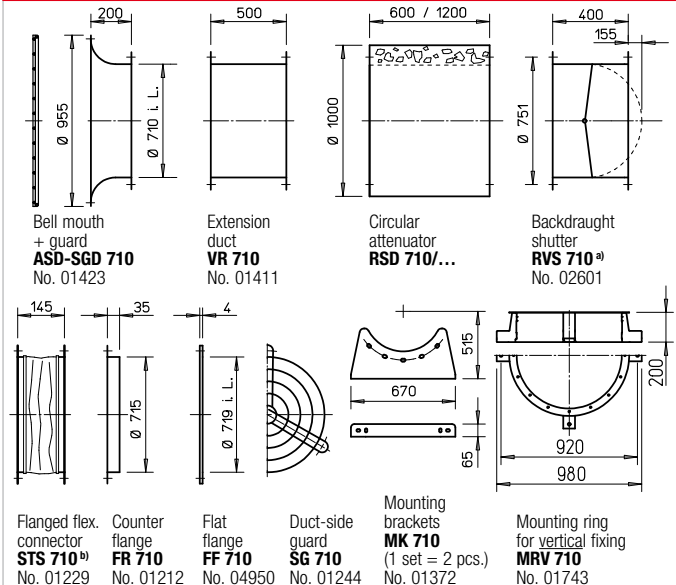
Mounting package MP-P for parallel P unit

For arrangement of two identical fans side by side, for highest flow rates. Scope of delivery: Extension ducts, backdraught shutter, mounting rails (2 pcs. each), mounting brackets (4 pcs.) and assembly kits. Weight: 145 kg

MP-P 710

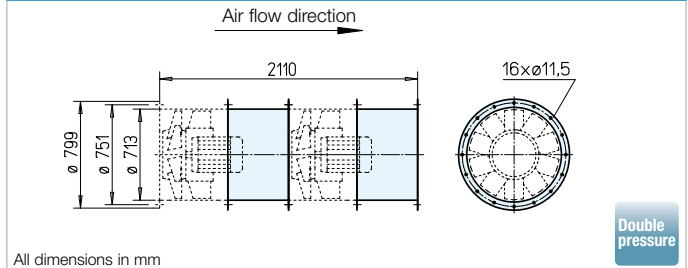
Ref. no. 04894

Accessories for AMD / B AMD 710

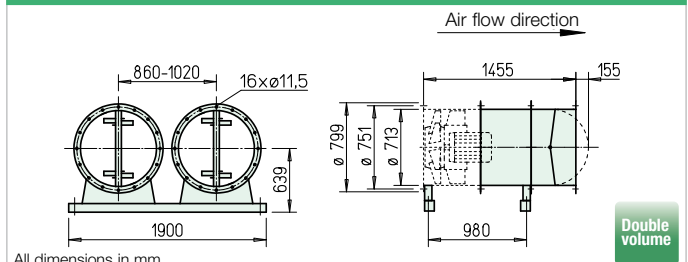


a) Backdraught shutter, motorised, for ventilation, see main Helios catalogue. b) Type for B AMD: STSB 710 F400, No. 01918

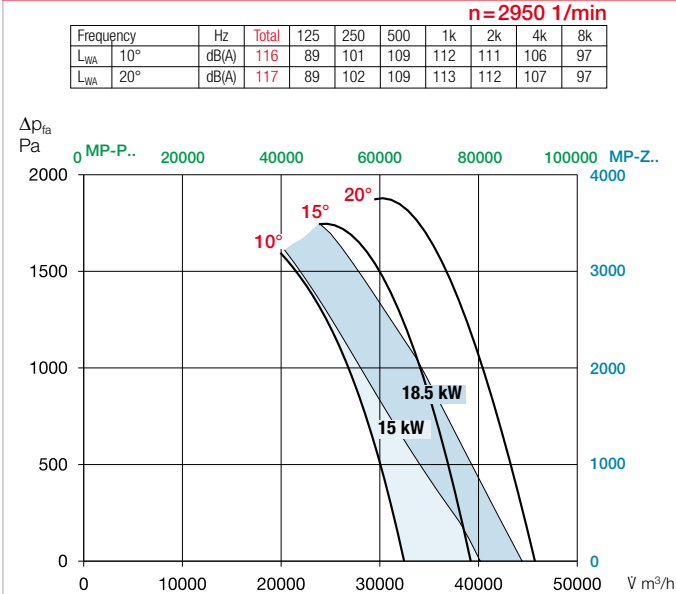
Dimensions MP-Z 710



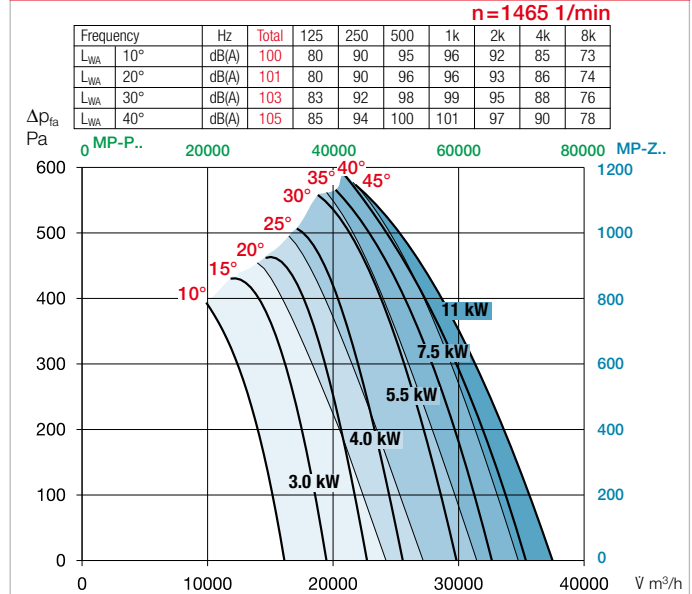
Dimensions MP-P 710



Performance curves AMD / B AMD 710/2



Performance curves AMD / B AMD 710/4



Type	Ref. no.	Speed	Nominal motor power (output)	Nominal voltage	Nominal current	Dim. B motor protrusion	Wiring diagram	max. air flow temp. ¹⁾	Net weight approx.	Full motor protection or Smoke exhaust fan control system		Anti-vibration mounts ²⁾			
										Type	Ref. no.	Pressure	Tensile	Type	Ref. no.
60° Three phase motor, 400 V, 50 Hz, protection class IP55											Full motor protection				
AMD 710/2 15 kW	05863	2945	15	400 ³⁾	27.7	175	776	60	251	MSA	01289	SDD 3	01367	SDZ 3	01366
AMD 710/2 18.5 kW	05883	2945	18.5	400 ³⁾	33.9	230	776	60	266	MSA	01289	SDD 3	01367	SDZ 3	01366
AMD 710/4 3 kW	03301	1455	3	400 ³⁾	6.0	10	776	60	107	MSA	01289	SDD 2	01453	SDZ 2	01455
AMD 710/4 4 kW	03302	1500	4	400 ³⁾	7.4	60	776	60	114	MSA	01289	SDD 2	01453	SDZ 2	01455
AMD 710/4 5.5 kW	03303	1470	5.5	400 ³⁾	10.7	70	776	60	135	MSA	01289	SDD 2	01453	SDZ 2	01455
AMD 710/4 7.5 kW	03304	1460	7.5	400 ³⁾	14.2	110	776	60	146	MSA	01289	SDD 2	01453	SDZ 2	01455
AMD 710/4 11 kW	03305	1470	11	400 ³⁾	20.9	175	776	60	217	MSA	01289	SDD 3	01367	SDZ 3	01366
60° Pole-switching, 2 speed, three phase motor, Dahlander winding Y/YY, 400 V, 50 Hz, protection class IP55											Smoke exhaust fan control system				
AMD 710/8/4 0.9/3.2 kW	03306	680/1410	0.9/3.2	400	3.2/7.1	60	777	60	124	—	—	SDD 2	01453	SDZ 2	01455
AMD 710/8/4 1.1/4.5 kW	03307	680/1435	1.1/4.5	400	3.6/9.3	70	777	60	150	—	—	SDD 2	01453	SDZ 3	01366
AMD 710/8/4 1.5/6.3 kW	03308	680/1440	1.5/6.3	400	4.5/12.3	110	777	60	162	—	—	SDD 2	01453	SDZ 3	01366
AMD 710/8/4 2.0/8.9 kW	03309	690/1450	2.0/8.9	400	5.3/17.8	175	777	60	227	—	—	SDD 3	01367	SDZ 3	01366
F300 Three phase motor, 400 V, 50 Hz, protection class IP55											Smoke exhaust fan control system				
B AMD 710/2 15 kW F300	05914	2945	15.0	400 ³⁾	27.7	158	776	60/300	225	EVS-SD 005	04582	SDD 6	01926	SDZ 6	01927
B AMD 710/2 18.5 kW F300	05915	2945	18.5	400 ³⁾	33.9	224	776	60/300	273	EVS-SD 006	04581	SDD 6	01926	SDZ 6	01927
B AMD 710/4 3 kW F300	03420	1455	3	400 ³⁾	6.0	0	776	60/300	116	EVS-SD 001	04586	SDD 4	01944	SDZ 4	01945
B AMD 710/4 4 kW F300	03421	1460	4	400 ³⁾	7.9	4	776	60/300	130	EVS-SD 001	04586	SDD 5	01924	SDZ 5	01925
B AMD 710/4 5.5 kW F300	03422	1470	5.5	400 ³⁾	10.7	41	776	60/300	145	EVS-SD 002	04585	SDD 5	01924	SDZ 5	01925
B AMD 710/4 7.5 kW F300	03423	1460	7.5	400 ³⁾	14.2	80	776	60/300	152	EVS-SD 003	04584	SDD 5	01924	SDZ 5	01925
B AMD 710/4 11 kW F300	03424	1470	11	400 ³⁾	20.9	158	776	60/300	187	EVS-SD 004	04583	SDD 5	01924	SDZ 5	01925
F300 Pole-switching, 2 speed, three phase motor, Dahlander winding Y/YY, 400 V, 50 Hz, protection class IP55											Smoke exhaust fan control system				
B AMD 710/8/4 0.7/2.8 kW F300	03507	710/1440	0.7/2.8	400	2.5/6.0	0	777	60/300	116	EVS-DA 001	04548	SDD 4	01944	SDZ 4	01945
B AMD 710/8/4 1.0/3.8 kW F300	03508	710/1440	1.0/3.8	400	2.9/7.9	4	777	60/300	126	EVS-DA 001	04548	SDD 5	01924	SDZ 5	01925
B AMD 710/8/4 1.3/5.0 kW F300	03509	735/1475	1.3/5.0	400	3.8/10.4	41	777	60/300	151	EVS-DA 053	04192	SDD 5	01924	SDZ 5	01925
B AMD 710/8/4 1.8/7.2 kW F300	03510	735/1475	1.8/7.2	400	5.3/15.0	80	777	60/300	164	EVS-DA 002	04547	SDD 5	01924	SDZ 5	01925
B AMD 710/8/4 3.0/11.0 kW F300	03511	730/1470	3.0/11.0	400	7.0/21.7	158	777	60/300	200	EVS-DA 054	04194	SDD 6	01926	SDZ 6	01927
F400 Three phase motor, 400 V, 50 Hz, protection class IP55											Smoke exhaust fan control system				
B AMD 710/4 3.0 kW F400	03240	1455	3	400 ³⁾	6.0	0	776	60/400	117	EVS-SD 001	04586	SDD 4	01944	SDZ 4	01945
B AMD 710/4 4.0 kW F400	03241	1460	4	400 ³⁾	7.9	4	776	60/400	130	EVS-SD 001	04586	SDD 5	01924	SDZ 5	01925
B AMD 710/4 5.5 kW F400	03243	1470	5.5	400 ³⁾	10.7	41	776	60/400	145	EVS-SD 002	04585	SDD 5	01924	SDZ 5	01925
B AMD 710/4 7.5 kW F400	03244	1460	7.5	400 ³⁾	14.2	80	776	60/400	152	EVS-SD 003	04584	SDD 5	01924	SDZ 5	01925
B AMD 710/4 11 kW F400	03245	1470	11	400 ³⁾	20.9	158	776	60/400	196	EVS-SD 004	04583	SDD 6	01926	SDZ 6	01927
F400 Pole-switching, 2 speed, three phase motor, Dahlander winding Y/YY, 400 V, 50 Hz, protection class IP55											Smoke exhaust fan control system				
B AMD 710/8/4 0.7/2.8 kW F400	03246	710/1440	0.7/2.8	400	2.5/6.0	0	777	60/400	116	EVS-DA 001	04548	SDD 4	01944	SDZ 4	01945
B AMD 710/8/4 1.0/3.8 kW F400	03247	710/1440	1.0/3.8	400	2.9/7.9	4	777	60/400	127	EVS-DA 001	04548	SDD 5	01924	SDZ 5	01925
B AMD 710/8/4 1.3/5.0 kW F400	03248	735/1475	1.3/5.0	400	3.8/10.4	41	777	60/400	151	EVS-DA 053	04192	SDD 5	01924	SDZ 5	01925
B AMD 710/8/4 1.8/7.2 kW F400	03249	735/1475	1.8/7.2	400	5.3/15.0	80	777	60/400	164	EVS-DA 002	04547	SDD 5	01924	SDZ 5	01925
B AMD 710/8/4 3.0/11.0 kW F400	03250	730/1470	3.0/11.0	400	7.0/21.7	158	777	60/400	200	EVS-DA 054	04194	SDD 6	01926	SDZ 6	01927

The flow volume and pressure increase information is required to determine the pitch angle.
²⁾ For Z/P version due to higher total weight Type allocation according to tables on page 157.

¹⁾ For ventilation / smoke extraction (once 120 min.).
³⁾ Y/Δ start-up.