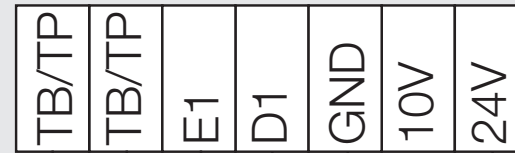
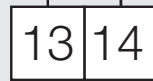

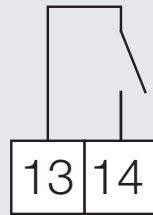


FU-B

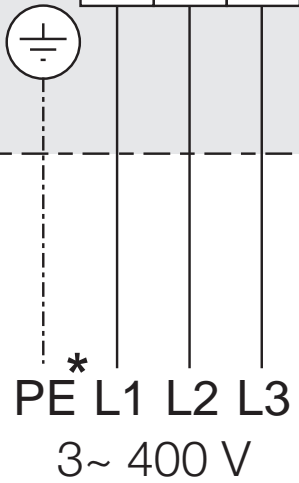
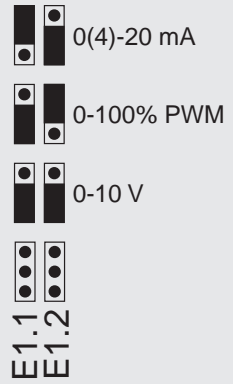
Relais
Betriebsmeldung
250V/2A



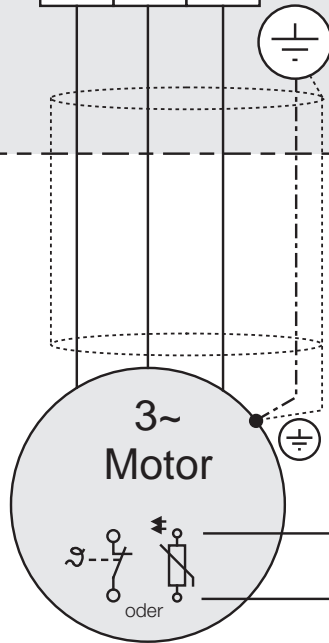
TP=Kaltleiter

TB=Thermo-
kontakt

J1

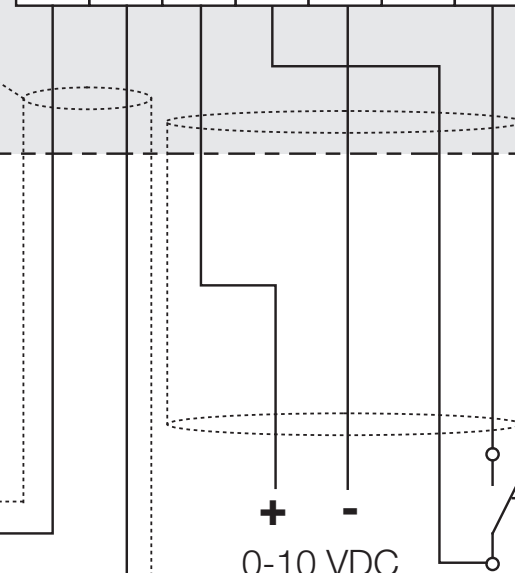


* bei den Typen 12 / 17 A
PE ≤ 10mm² dann 2 x PE !



1 x FU = 1 x Motor

max. 10 m



max. 30 m

+ -
0-10 VDC
0-20 mA
4-20 mA
0-100 % PWM