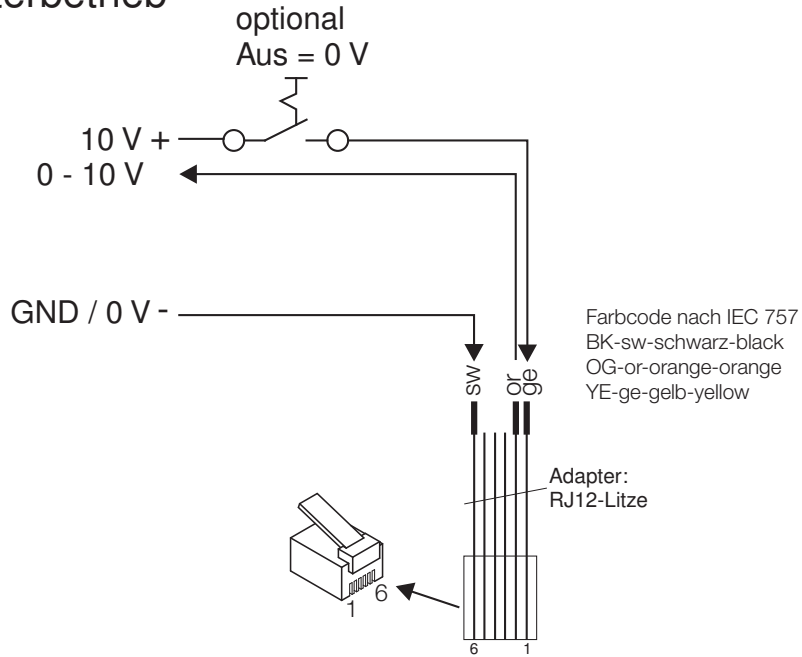
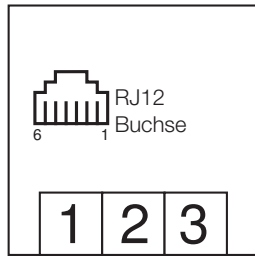
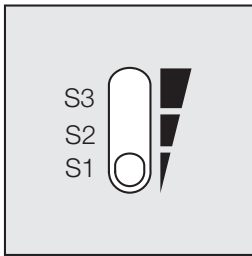


Schalterbetrieb

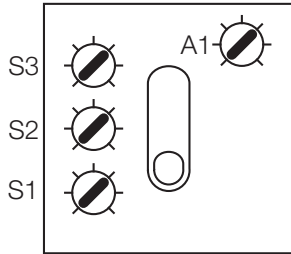


SU/A-3 10
Art.Nr. 4266/7

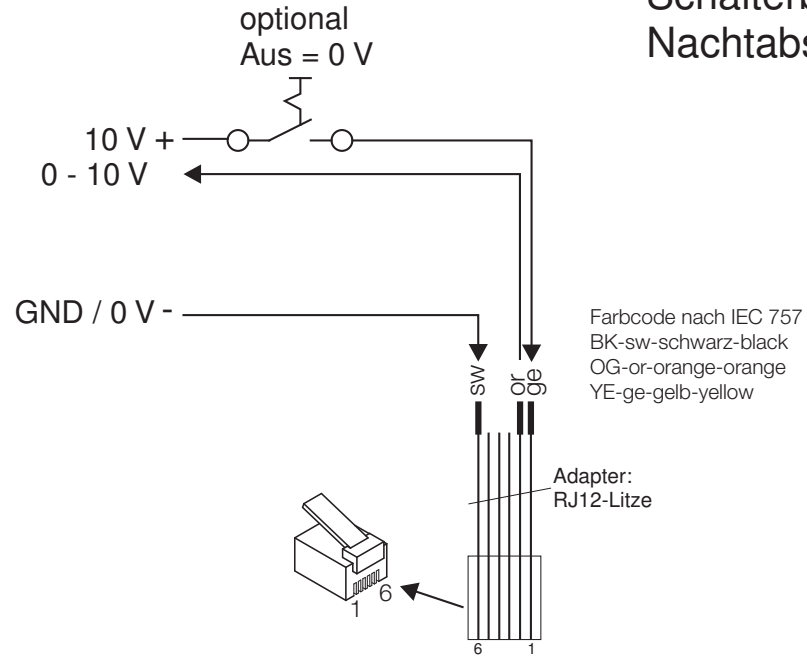


Sollwert	Brücke auf Klemme	
	1/2	2/3
Festwert Poti A1	✓	-
Schalterbetrieb, Poti S1 - S3	-	✓

Potentiometer
Sollwertvorgabe:
S1 = 0-10 V
S2 = 0-10 V
S3 = 0-10 V
A1 = 0-10 V



Schalterbetrieb mit Nachtabsenkung



SU/A-3 10
Art.Nr. 4266/7

