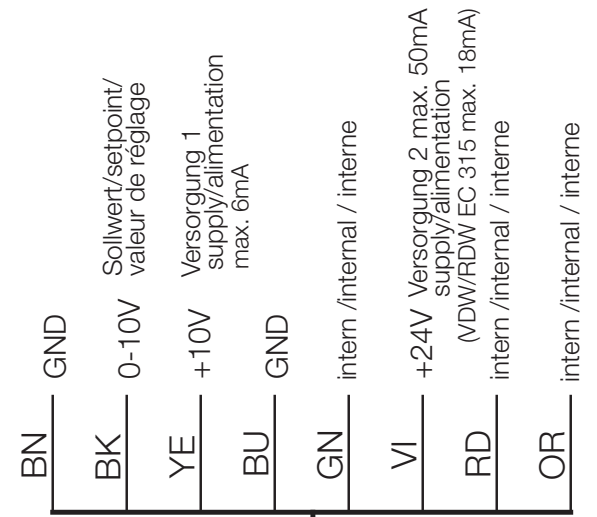
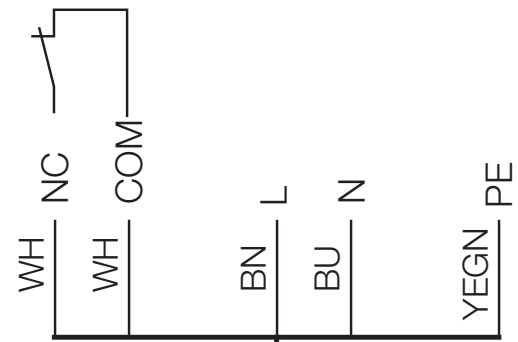


EC-Motor / moteur EC

öffnet im Fehlerfall  
opens in case of error  
s'ouvre en cas de défaut

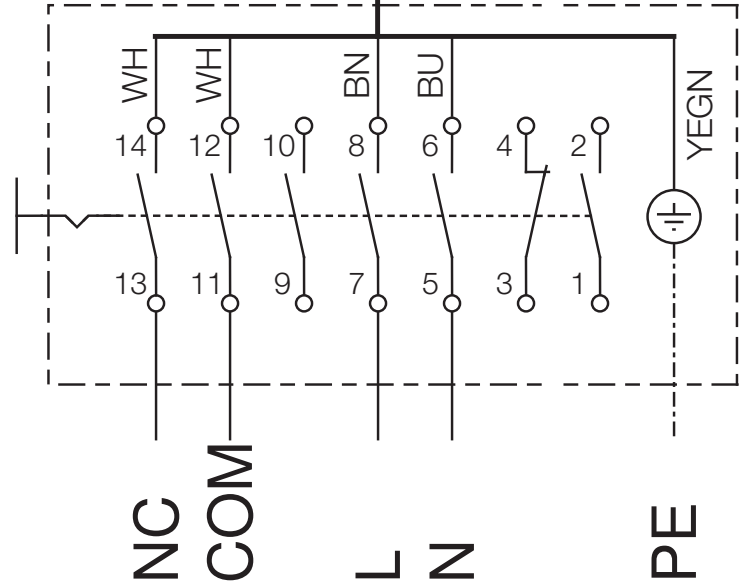
250VAC/4A



Farbcode/color code  
code couleur (IEC 757)  
BK-sw-schwarz-black-noir  
BN-br-braun-brown-brun  
RD-rt- rot-red-rouge  
OG-or-orange-orange  
YE-ge-gelb-yellow-jaune  
GN-gn-grün-green-vert  
BU-bl-blau-blue-bleu  
VI-vi-violett-violett-violet  
WH-ws-weiß-white-blanc

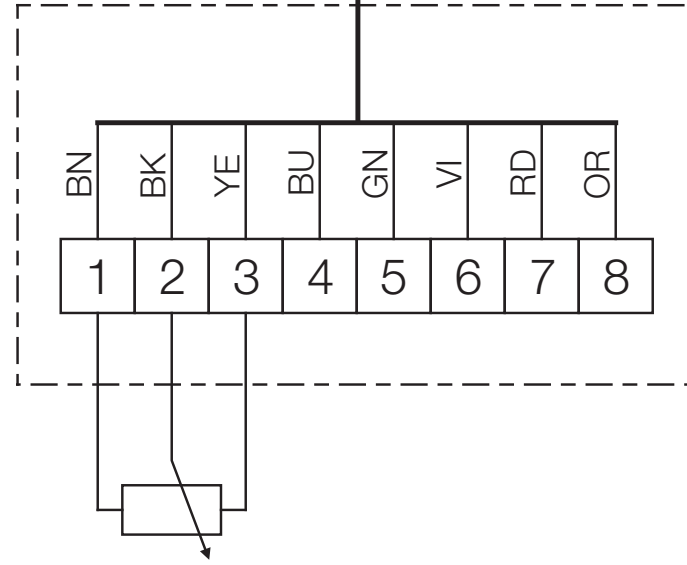
Revisionschalter  
revision switch  
interrupteur de révision

5 x 0,75mm<sup>2</sup>



Klemmkasten  
terminal box  
boîte à bornes

8 x 0,25mm<sup>2</sup>



10kΩ Potentiometer bzw.  
0-10V Signal von z.B.  
PU/A 24 Art.Nr. 1736/1737  
oder EUR EC Art. Nr. 1347

10kΩ Potentiometer or rather  
0-10V signal from e.g.  
PU/A 24 Art.Nr. 1736/1737  
or EUR EC Art.Nr. 1347

10kΩ Potentiomètre resp.  
0-10V signal par ex.  
de PU/A 24 Art.Nr. 1736/1737  
ou EUR EC Art.Nr. 1347