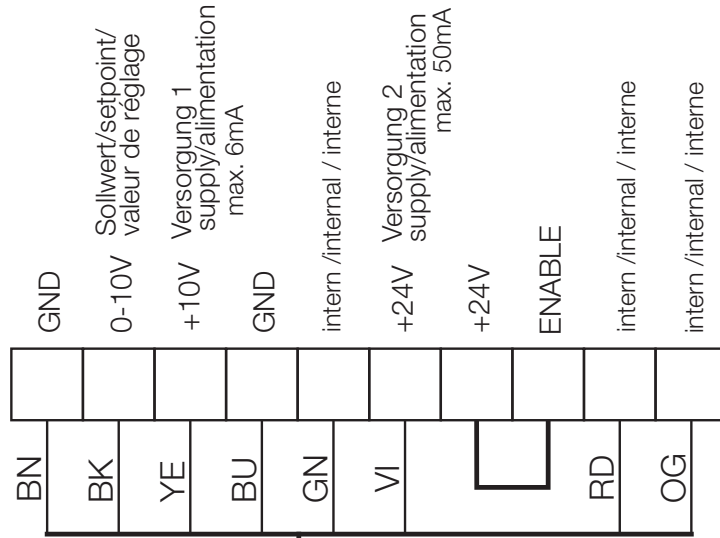
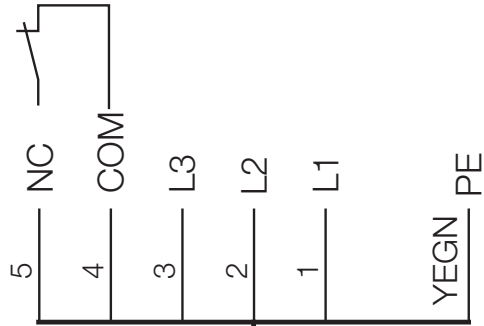


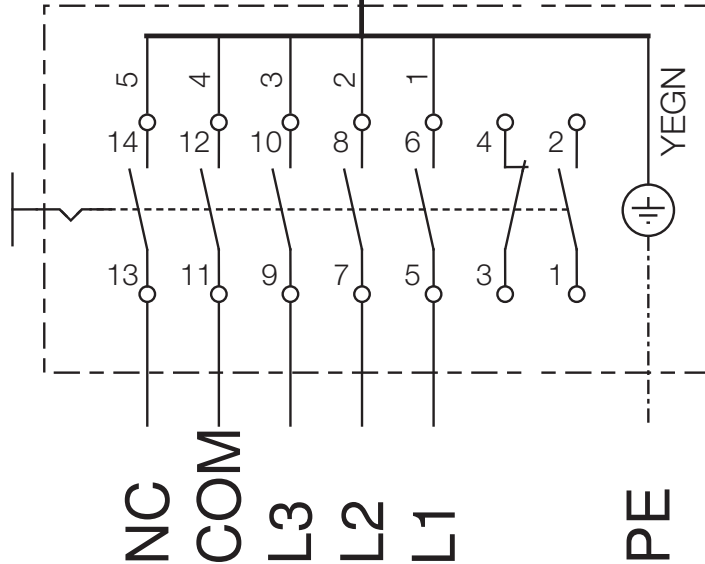
**EC-Motor
Moteur EC**

öffnet im Fehlerfall
opens in case of error
s'ouvre en cas de défaut
250VAC/4A



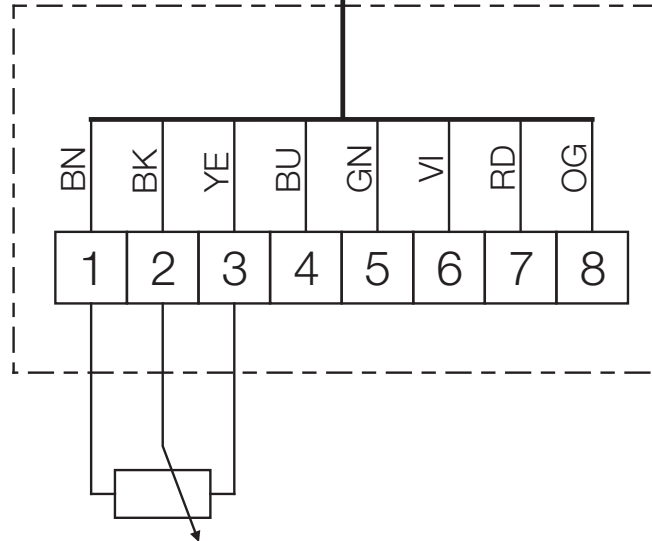
Farbcode nach IEC 757
colour code according to IEC 757
code couleur selon IEC 757
BK-sw-schwarz-black-noir
BN-br-braun-brown-brun
RD-rt- rot-red-rouge
OG-or-orange-orange
YE-ge-gelb-yellow-jaune
GN-gn-grün-green-vert
BU-bl-blau-blue-bleu
GY-gr-grau-grey-gris
VI-vi-violett-violett-violet
WH-ws-weiß-white-blanc

**Revisionschalter
revision switch
interrupteur de révision**



6 x 0,75mm²

**Klemmkasten
terminal box
boîte à bornes**



8 x 0,25mm²

10kΩ Potentiometer bzw.
0-10V Signal von z.B.
PU/A 24 Art.Nr. 1736/1737
oder EUR EC Art. Nr. 1347

10kΩ Potentiometer or rather
0-10V signal from e.g.
PU/A 24 Art.Nr. 1736/1737
or EUR EC Art.Nr. 1347

10kΩ Potentiomètre resp.
0-10V signal par ex.
de PU/A 24 Art.Nr. 1736/1737
ou EUR EC Art.Nr. 1347