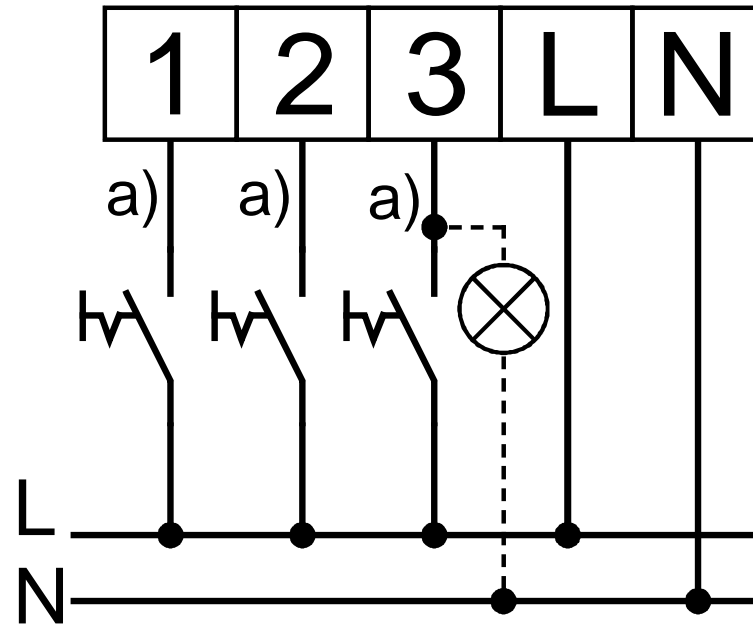








EC 60/40/15 F

SS-1213



3	60 m <sup>3</sup> /h		
2	40 m <sup>3</sup> /h		
1	15 m <sup>3</sup> /h		

a) manuell Ein

a) ON manually

a) Mode manuel forcé